

# COMPARATIVE ANALYSIS OF RESULTS OF ADOLESCENTS REPRODUCTIVE HEALTH SURVEYS CONDUCTED IN ARMENIA, AZERBAIJAN AND GEORGIA

2009



**REPRODUCTIVE HEALTH INITIATIVE FOR YOUTH  
IN THE SOUTH CAUCASUS**

**J. Kristesashvili, P. Zardiashvili**

**COMPARATIVE ANALYSIS OF RESULTS OF  
ADOLESCENT REPRODUCTIVE HEALTH  
SURVEYS CONDUCTED IN ARMENIA, AZERBAIJAN  
AND GEORGIA**

TBILISI  
2009

This publication has been prepared in the frame of the ‘Reproductive Health Initiative for Youth in the South Caucasus’ project, co-funded by the European Union (EU) and the United Nations Population Fund (UNFPA).

The comparative analysis was conducted by the “Cultural Study Center” on the basis of data of Adolescents’ RH surveys conducted in Armenia, Azerbaijan and Georgia.

The content of this publication is the sole responsibility of the authors and can in no way be taken as reflecting the views of the EU or UNFPA.

ISBN 978-9941-0-1929-6

# Contents

|  |    |
|--|----|
| <b>Acknowledgements</b> .....  | 4  |
| <b>Introduction</b> .....  | 5  |
| <b>Purpose</b> .....   | 6  |
| <b>Methodology</b> .....   | 6  |
| <b>Results of the Analysis</b> .....   | 7  |
| Social and Demographic Characteristics of the Respondent Adolescents.....      | 7  |
| Reproductive Health and Sex Related Issues.....                                | 8  |
| Education in the Fields of Sex and the Reproductive Health .....               | 10 |
| Awareness and Knowledge about Sexual Development.....                          | 12 |
| Sexual relations: Attitudes, Behavior.....                                     | 15 |
| Abortion and Contraception: Awareness, Knowledge, Application, Attitudes ..... | 21 |
| Adolescents' Reproductive Plans and Function.....                              | 24 |
| Sexually Transmitted Infections: Awareness, Knowledge, Views .....             | 25 |
| Use of Reproductive Health Services by Adolescents and Self-Assessment .....   | 27 |
| <b>Conclusions</b> .....   | 29 |

**A complete version of this publication with questionnaires and tables can be found at:**

<http://www.foryouth.ge/en/elibrary>

## **Acknowledgements**

The Project expresses its immense gratitude to the following organizations, which played an active role in the process of comparative analysis by providing results of national surveys:

- Pan-Armenian Association 'For Family and Health'
- 'Era Marketing Center', Azerbaijan
- Cultural Study Center of Georgia

## **Introduction**

One of the main objectives of the EU/UNFPA co-funded project ‘Reproductive Health Initiative for Youth in the South Caucasus’ is to maintain and improve the sexual and reproductive health (SRH) of youth in the South Caucasus countries, taking into consideration their awareness, knowledge, attitudes, behaviour and needs in this field. To accomplish this task, quantitative surveys of the reproductive health of adolescents of both sexes were conducted in Armenia, Azerbaijan and Georgia, using a similar questionnaire and methodology.

Comparative analysis of the results of the surveys conducted in these countries gave quite interesting results. Besides the similarities, comparative analysis also revealed many specific differences between countries that might be explained by cultural-traditional, economic and educational system peculiarities for each country.

This analytical report will be valuable in terms of policy development and the planning of future activities directed at improving the sexual and reproductive health and rights (SRHR) of youth in the region, taking into consideration, on the one hand, country-specific peculiarities and, on the other hand, universal values, attitudes and spheres of cooperation.

## **Purpose**

The main purpose of the comparative analysis was to identify specific peculiarities in the awareness, knowledge, attitudes and behaviour of adolescents in Azerbaijan, Georgia and Armenia in the field of reproductive health in order to develop adequate policy and implement appropriate reforms in terms of in-country and regional cooperation.

## **Methodology**

The surveys in all three countries were conducted applying similar methodologies and questionnaire.

Surveys were conducted on the basis of individual inquiry – in particular, the method of interviewing.

Selection of respondents was conducted in accordance with the principles of multi-level cluster selection, maximally observing randomness.

Data from the latest population census were used as a basis for selection.

Interviewers were provided with geographic points of selection (by districts of Baku, Yerevan and Tbilisi) and space range of relocation by streets.

Prior to the main survey, pilot surveys were conducted, and on the basis of the results obtained questionnaires were revised accordingly.

The interviewers were selected and provided with appropriate training.

Sex, age and place of residence were applied as criteria for selection.

The information received as a result of the survey was processed by the software SPSS v.13.

The blocks of questions were mainly directed towards studying adolescents' awareness, knowledge, attitudes and behaviour on the following issues:

- sex and reproductive health;
- education concerning sex and reproductive health;
- awareness and knowledge about sexual puberty;
- attitude towards sexual relations;
- contraception;
- abortion;
- pregnancy;
- childbirth;
- attitude towards the number of children in the family;
- awareness and knowledge about sexually transmitted infections;
- visiting a doctor regarding reproductive health; and
- self-assessment of health status.

## Results of the Analysis

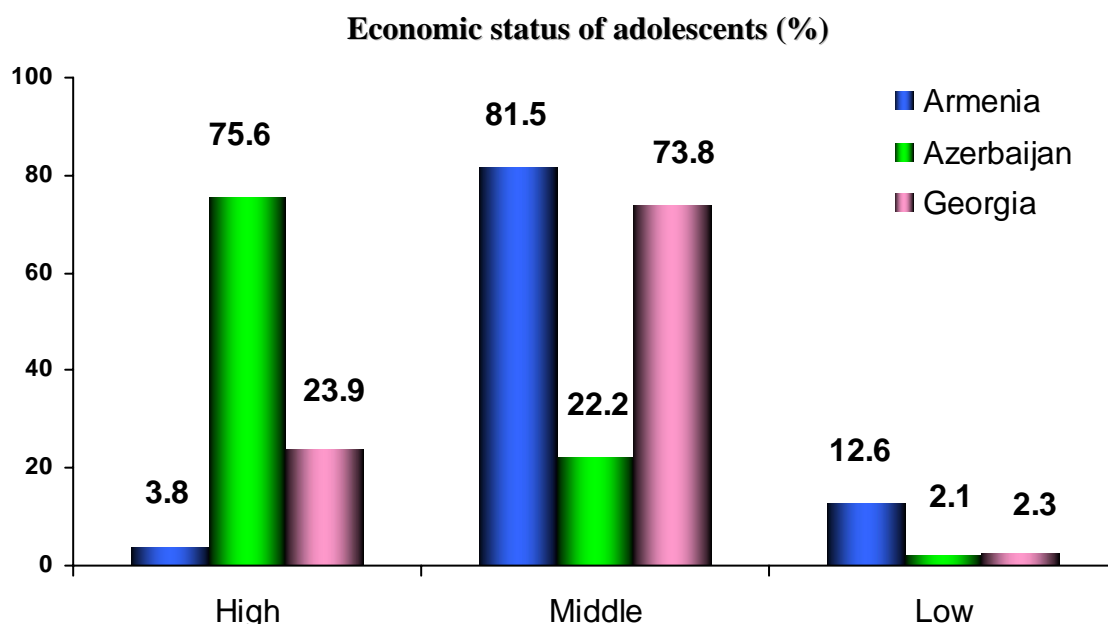
### Social and Demographic Characteristics of the Adolescent Respondents

The vast majority of the respondents in all three countries had never been married (Armenia 98.7%, Azerbaijan 99.5%, Georgia 99.2%). All of the small number of married respondents in Armenia were married both religiously and legally, while the majority of such adolescents in Georgia were married only religiously, and a smaller number both religiously and legally. All three types of marriages were represented in equal numbers in Azerbaijan. Respondents living together outside marriage were revealed in Armenia and Georgia, but not in Azerbaijan (Table 1).

Among adolescents aged 14–19 years, school pupils represented the majority in Georgia (64.6%) and Azerbaijan (61.8%), but only 44.3% in Armenia. The share of working pupils was found to be the highest in Armenia (8.7%), compared with 1.4% in Georgia and 0.9% in Azerbaijan. The share of non-working students was considerable in Georgia (23.1%) and Azerbaijan (22.5%), while only 16.2% in Armenia. The highest proportion of working students was recorded in Armenia (13%), and much lower in Azerbaijan (3.5%) and Georgia (2.7%) (Table 1).

The majority of school graduates live at the expense of their parents in Armenia (86.6%) and Georgia (73.7%), although in Azerbaijan only 47% do so. The largest share of respondents living independently was recorded in Azerbaijan (18.4%), followed by Armenia (10.2%) and Georgia (4.2%). About one-third of the school graduate adolescents in Azerbaijan live independently, though get some support from their parents. In Georgia this figure is about 22.2%, while in Armenia it makes up a very small share – only 3.2% (Table 1). Respondents' economic status was found to be very interesting (Figure 1, Table 1). The economic status of the adolescent respondents in Azerbaijan was high (75.6% in the high economic status category), while the status of the majority in Georgia (73.8%) and Armenia (81.5%) was defined as average.

**Figure 1**



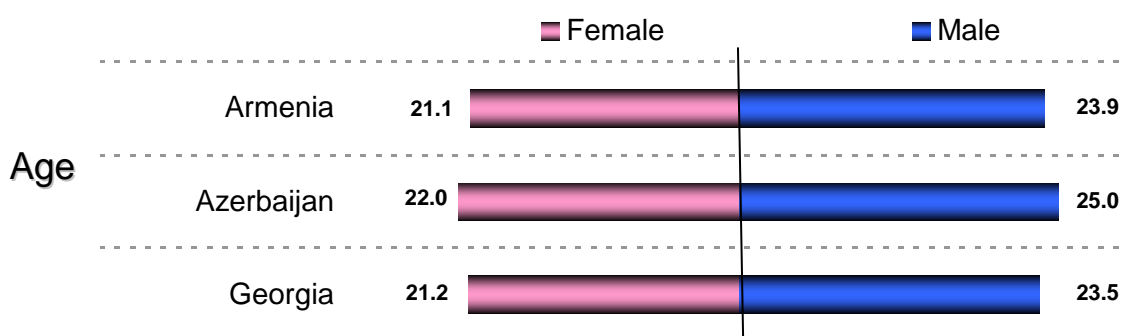


## Reproductive Health and Sex-Related Issues

No significant difference in opinions about the best age for marriage was revealed by the different countries. Azerbaijani adolescents gave an insignificantly higher average age for the best age for marriage for both women and men (Figure 2, Table 2). A comparatively larger share of the girls than boys in all three countries considered 25–29 years as the best marriage age for the boys, while a larger share of the boys considered 20–24 years as the best age. The majority of the respondents, more frequently the girls, in all three countries gave 20–24 years as the best marriage age for women.

**Figure 2**

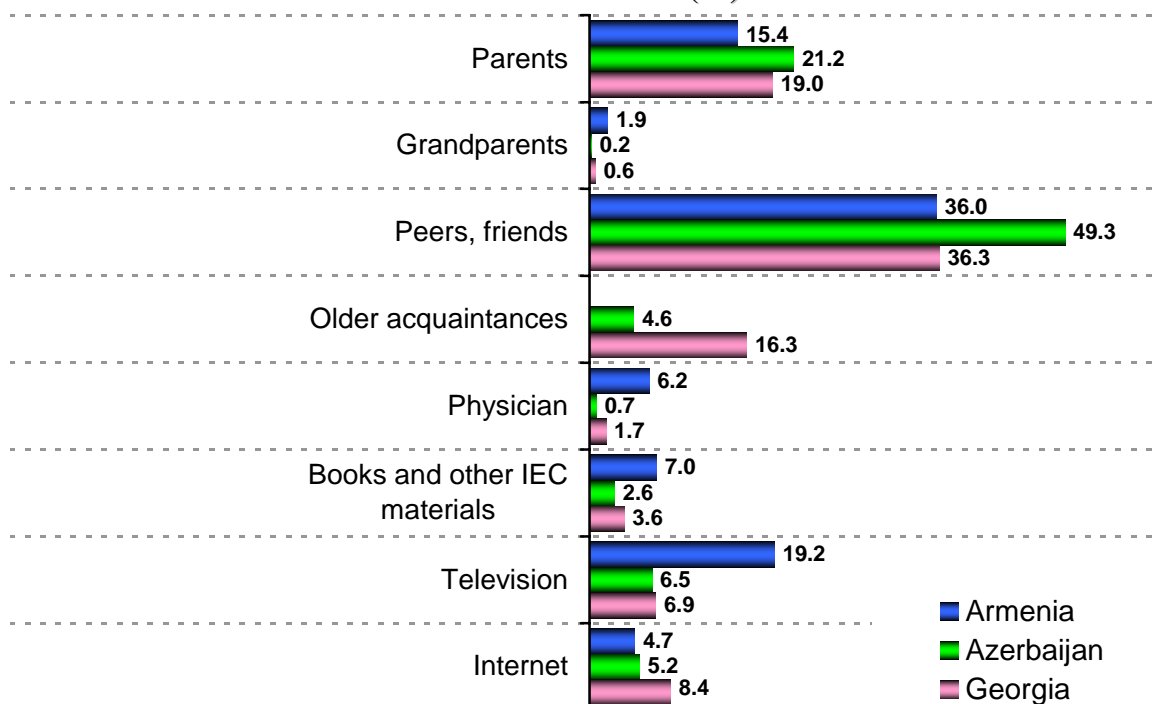
**Opinion of adolescents on the best age for marriage**



Discussion of actual marriage age would not have revealed real tendencies because only a small number of the respondents were married; however, even the scarce material shows that the actual marriage age of the respondents is lower than what they consider to be the best marriage age (Table 2a).

**Figure 3**

**Main sources of information for adolescents regarding sex/gender and reproductive health-related issues (%)**

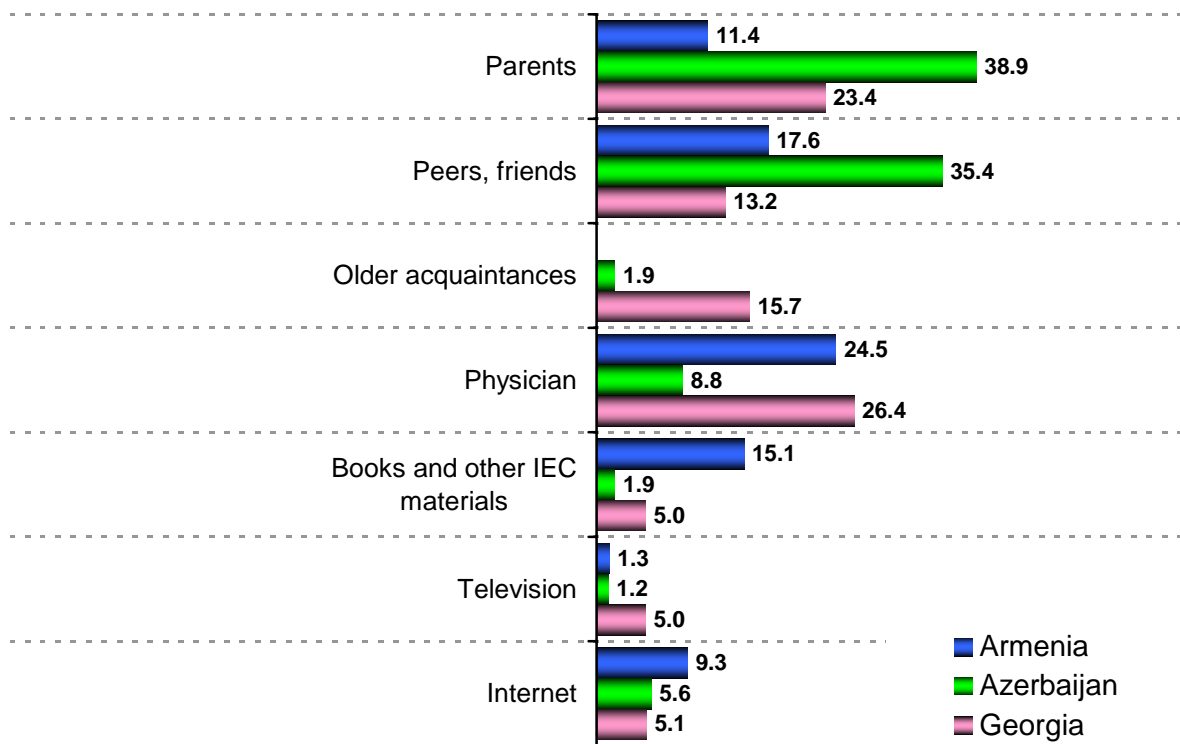


Peers were found to be the main source of information regarding sex and reproductive health-related issues for the respondents in all three countries – most frequently in Azerbaijan. Parents were also found to be one of the significant sources of information in all three countries, although less frequently in Armenia. Adolescents in Armenia receive information about these issues more often via the TV, rather than from their parents, and three times more than in Georgia and Azerbaijan (Figure 3, Table 3). It is interesting to note that the Koran is one of the sources of information for the boys in Azerbaijan, although for a very small number (Table 3).

Similar tendencies were revealed for both boys and girls in all three countries. Girls receive the information from their parents more frequently than boys. Fewer girls than boys receive information from peers and the Internet, although Georgia is an exception with regard to peers, since girls obtain such information from their peers a little more frequently than boys. Considerable differences were revealed by the countries with regard to the reliability of the sources of information on issues related to sex (Figure 4, Table 3). Information received from doctors is considered reliable more frequently in Armenia and Georgia, while peers are considered reliable in Azerbaijan. Parents are considered to be one of the most important sources of reliable information in Georgia and Azerbaijan, while in Armenia books and brochures are considered a more reliable source of information than parents. Although TV is one of the most frequent sources of information about sex-related issues in Armenia, its reliability is considered quite low.

**Figure 4**

**Reliability of the main sources of information on sex-related issues for adolescents (%)**



According to the majority of respondents in Georgia and Azerbaijan, boys know more about sex-related issues than girls, while the majority of Armenian respondents think that boys and girls have equal knowledge in this field (Table 4).

A large share of adolescents in Armenia and Azerbaijan think that open conversations concerning sex-related issues are permissible, while the majority of Georgian adolescents think that such topics can be discussed with more or less limitations. This different situation was revealed in respect of

with whom the adolescents mainly talk about sex-related issues. The majority of adolescents in Georgia and Azerbaijan mainly talk with peers, while adolescents in Armenia talk about sex-related issues with peers, doctors, parents and Internet friends with almost equal frequency (Table 4).

### Education in the Fields of Sex and Reproductive Health

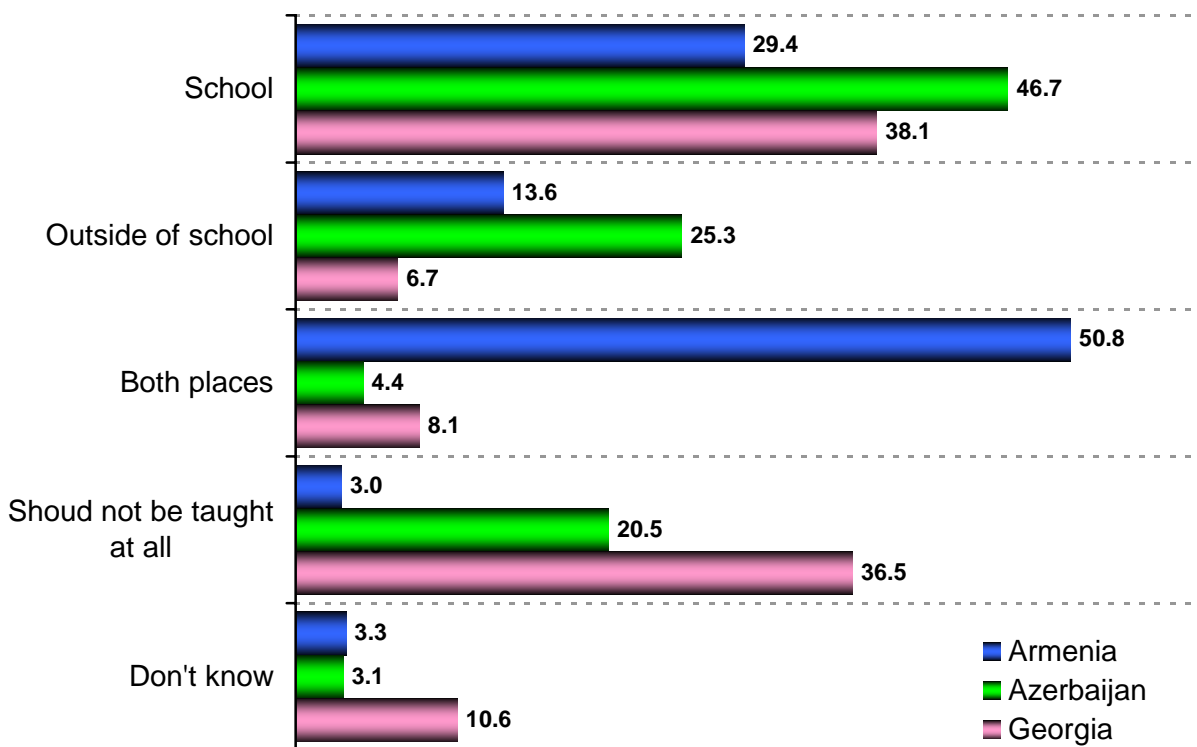
The outcomes of analysis by country of the respondents' opinions with regard to where and when adolescents should receive information about issues related to sex and reproductive health were found to be very interesting (Table 5).

It was found that about half of the adolescent respondents in Armenia think that these issues should be taught both in and outside school. Almost one-third of them think that these issues should be taught at school, and only a very small share (3%) think that sex-related issues should not be taught at all.

A different situation was revealed in Azerbaijan and Georgia. Almost a half of the respondents in Azerbaijan think that they should receive information about issues related to sex and reproductive health at school, a quarter of them outside school, while a fifth believe that these issues should not be taught at all. Almost equal shares of adolescents in Georgia think that these issues should be taught at school (38.1%) or should not be taught at all (36.5%) (Figure 5, Table 5).

**Figure 5**

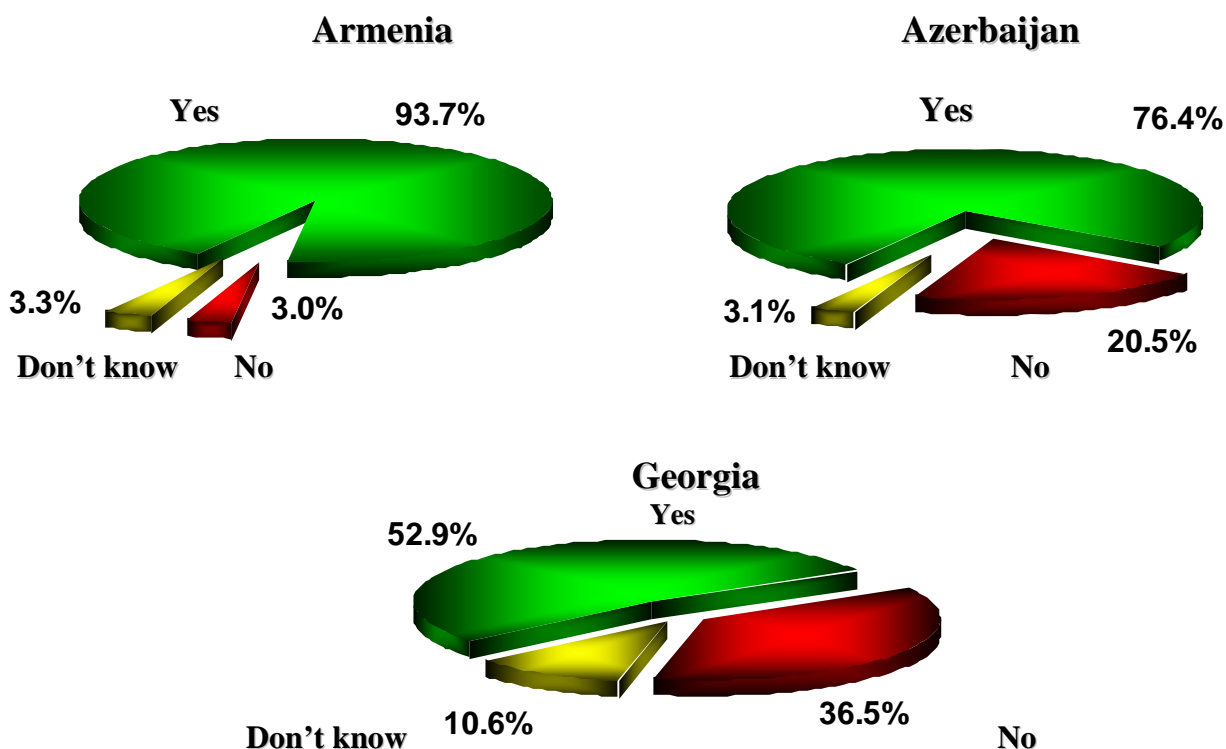
**Opinion of adolescents on places where they should receive information on sex and reproductive health-related issues (%)**



In general, the large majority (93.7%) of the respondents in Armenia think that sex-related issues should be taught. This proportion is smaller in Azerbaijan (76.4%) and even smaller in Georgia (52.9%) (Figure 6, Table 5).

**Figure 6**

**Opinion of adolescents on whether sex and reproductive health-related issues should be taught or not (%)**



It was established that in the opinion of the majority of adolescents in Armenia, study of issues related to sex should start from grades V–VIII, while grades IX–XI are considered appropriate most frequently in Azerbaijan and Georgia (Figure 7, Table 5).

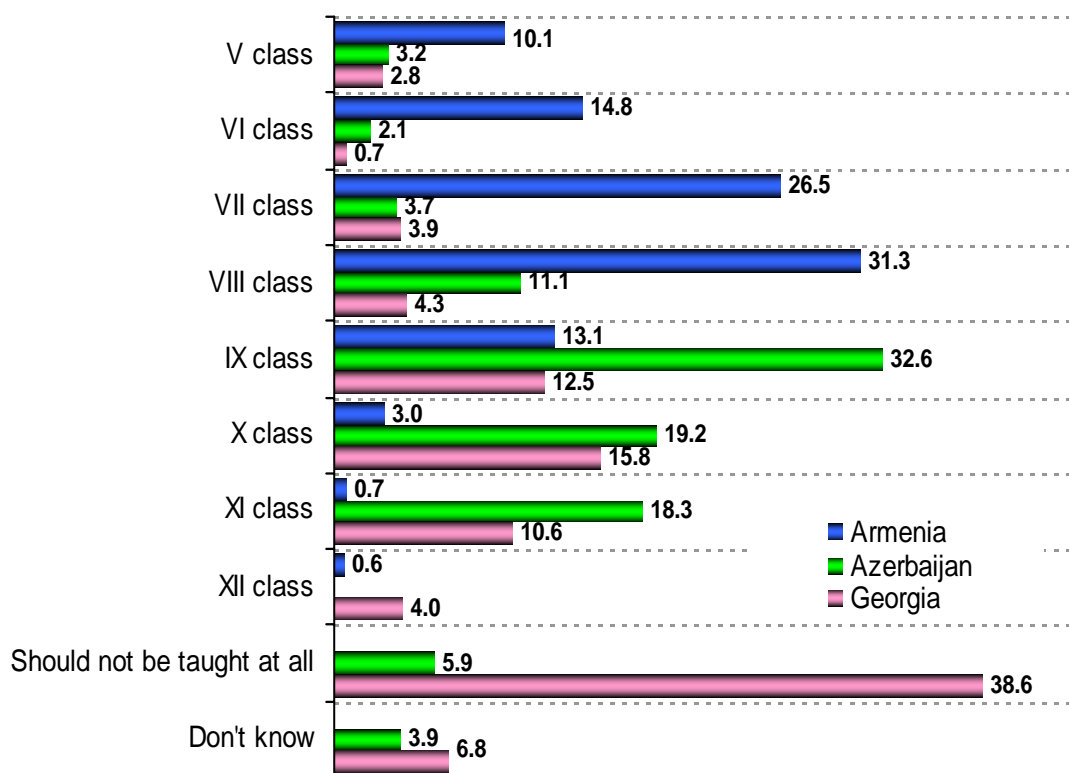
The majority of respondents in both Armenia and Georgia think that a specially trained person should provide information about issues related to sex and reproductive health. About a quarter of respondents in Armenia consider that a school doctor could be that person, while quite a large number of the adolescents think that this information should be provided by a teacher of Biology. The most acceptable age of such an educator was given as 30–39 years in all three countries (Table 6).

It was very interesting to determine the needs of adolescents in obtaining more information concerning reproductive health-related issues (Table 7). It was revealed that from 37.4% to 76.5% of the Armenian adolescents need to obtain more information on certain issues of reproductive health. The differences revealed between girls and boys were characterized by similar tendencies in most of the cases in Armenia and Azerbaijan; namely, more often girls need to know more about impregnation, pregnancy tests, gestation, delivery, sexually transmitted infections, HIV/AIDS, sexual abstinence, contraception, and termination of unintended pregnancy, while more boys than girls need information about prevention of sexually transmitted infections and HIV/AIDS, and self-satisfaction of sexual needs. A somewhat different situation was revealed in Georgia. Boys need more information about pregnancy tests, gestation and delivery more often than girls, while girls –

not boys – need to know more about prevention of sexually transmitted infections and HIV/AIDS, and self-satisfaction of sexual needs, compared to the data from Armenia and Azerbaijan.

**Figure 7**

**Adolescents’ opinions on when they should receive information on sex and reproductive health-related issues (%)**



Girls in all three countries need information regarding initiating sexual intercourse more than boys. With the increase in age of adolescents in all three countries, the frequency of the need for getting additional information decreases.

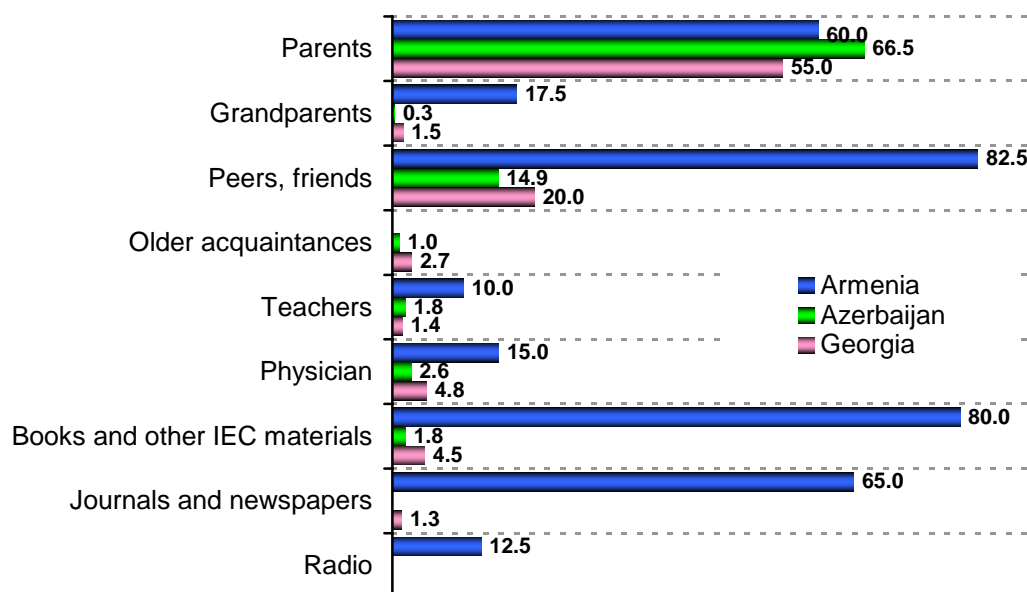
**Awareness and Knowledge of Sexual Development**

It was very important to determine a level of knowledge of the adolescents about physiological variations and pathologies in the course of puberty (Table 8). According to the studies, the adolescents in all three countries (more often in Armenia) have insufficient or inadequate knowledge about these issues. This indicates that without adults’ interference adolescents are not able to determine in which cases they should refer disorders revealed during puberty to a doctor. All of these, of course, affect the adolescents’ health.

The majority of adolescent girls in all three countries obtained information about menstruation before its occurrence – 87.5% in Armenia, 70.6% in Azerbaijan and 80% in Georgia (Table 9). According to the respondents, nearly half the girls in all three countries had knowledge about a normal menstrual cycle and its disorders beforehand; however, the highest frequency of correct answers in assessing certain disorders of the menstrual cycle was recorded in Armenia.

**Figure 8**

**Main sources of information for girls about the menstrual cycle (%)**

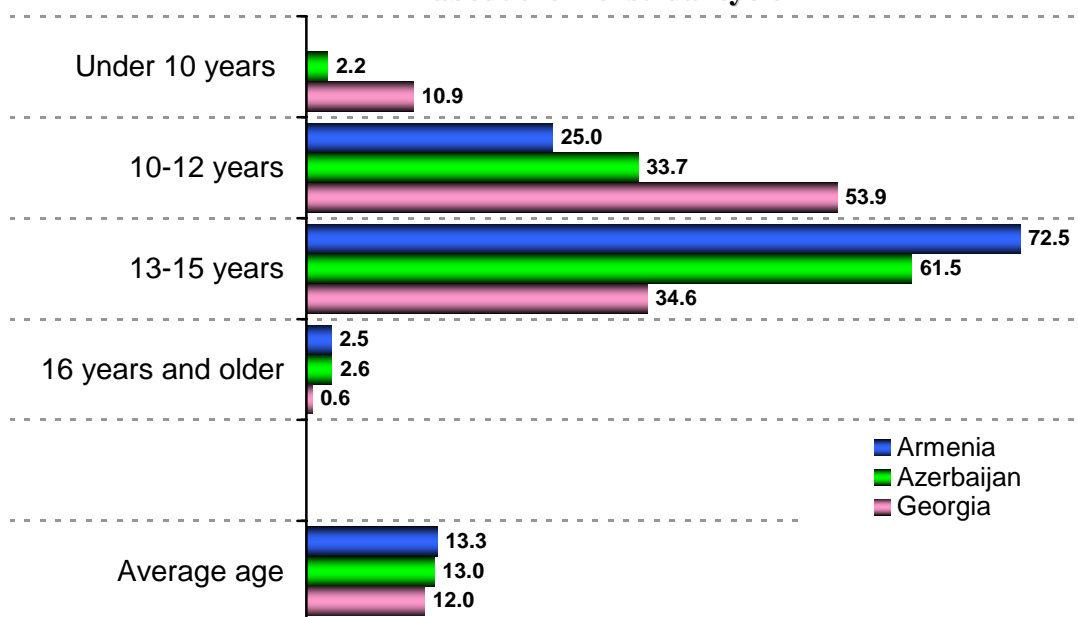


Mothers have been found to be the main source of information about menstruation for the adolescent girls in Georgia and Azerbaijan (Figure 8, Table 9). One-fifth of Georgian girls and a slightly smaller share of Azerbaijani girls (14.9%) also receive information about menstruation from their peers. A different situation was revealed in Armenia, where, along with parents and peers, printed mass media often serve as an additional source of information for girls.

The majority of adolescent girls in Armenia and Azerbaijan receive informed about menstruation at the age of 13–15 years, while in Georgia it is received earlier, at the age of 10–12 years (Figure 9, Table 9). Thus, the average age for receiving information about menstruation in Armenia is 13.3 years, in Azerbaijan 13.0 years and in Georgia 12.0 years.

**Figure 9**

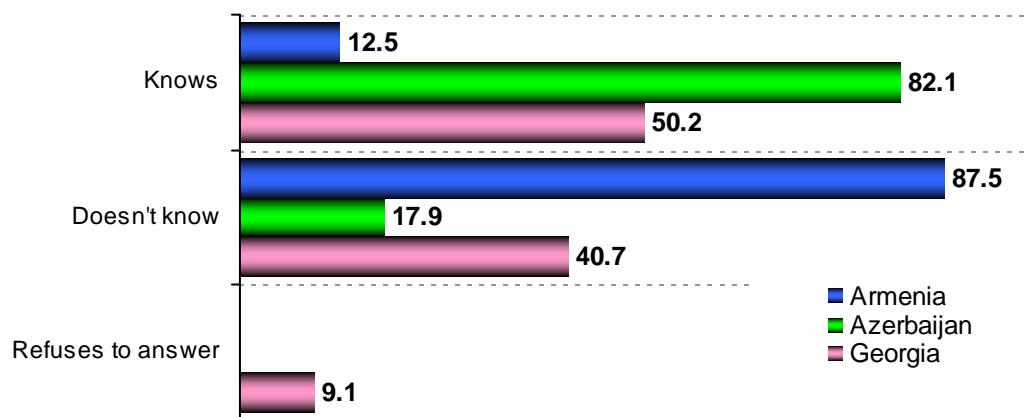
**Distribution (%) of girls by age of receiving information about the menstrual cycle**



More than half (60.0%) of the boy respondents in Armenia had no information about nocturnal emissions until their first ejaculation. The majority of boys in Azerbaijan (81.1%) had this information, but only half of them in Georgia (Table 10). A similar tendency was revealed among respondents regarding their awareness of the fact that nocturnal emissions are a normal characteristic of puberty (Figure 10, Table 10). The share of those aware of this issue was found to be lowest in Armenia (12.5%).

**Figure 10**

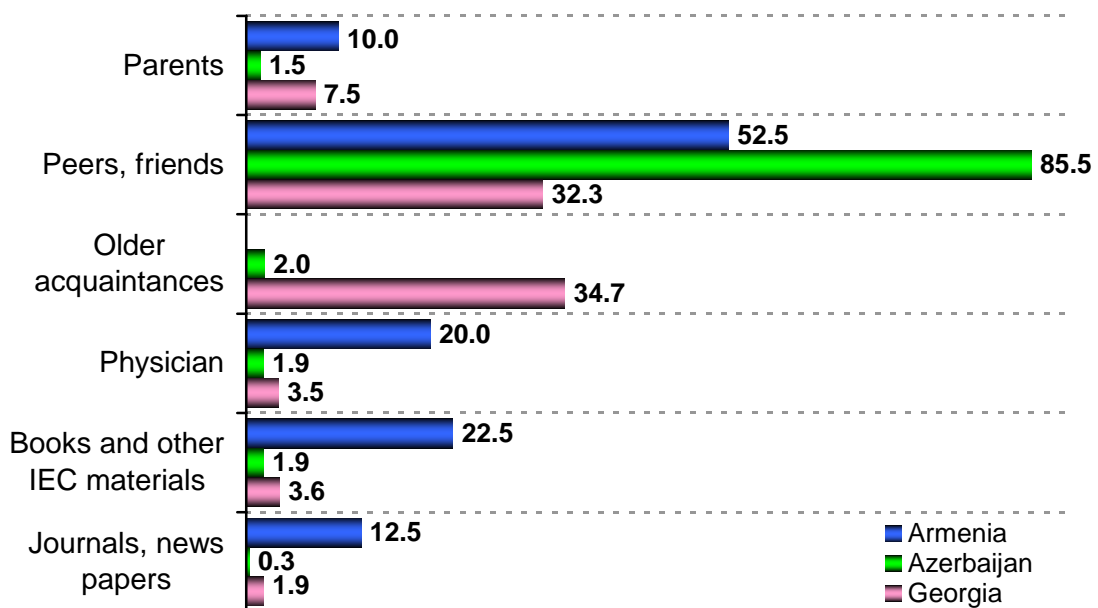
**Knowledge of boys of the fact that nocturnal emissions are a normal phenomenon (%)**



It was established that the majority of boy respondents in Armenia have an adequate knowledge about other physiological and pathological processes during the course of puberty, while the knowledge of Azerbaijani and Georgian boys about such issues was found to be insufficient (Table 10).

**Figure 11**

**Main sources of information for boys about sexual development (%)**

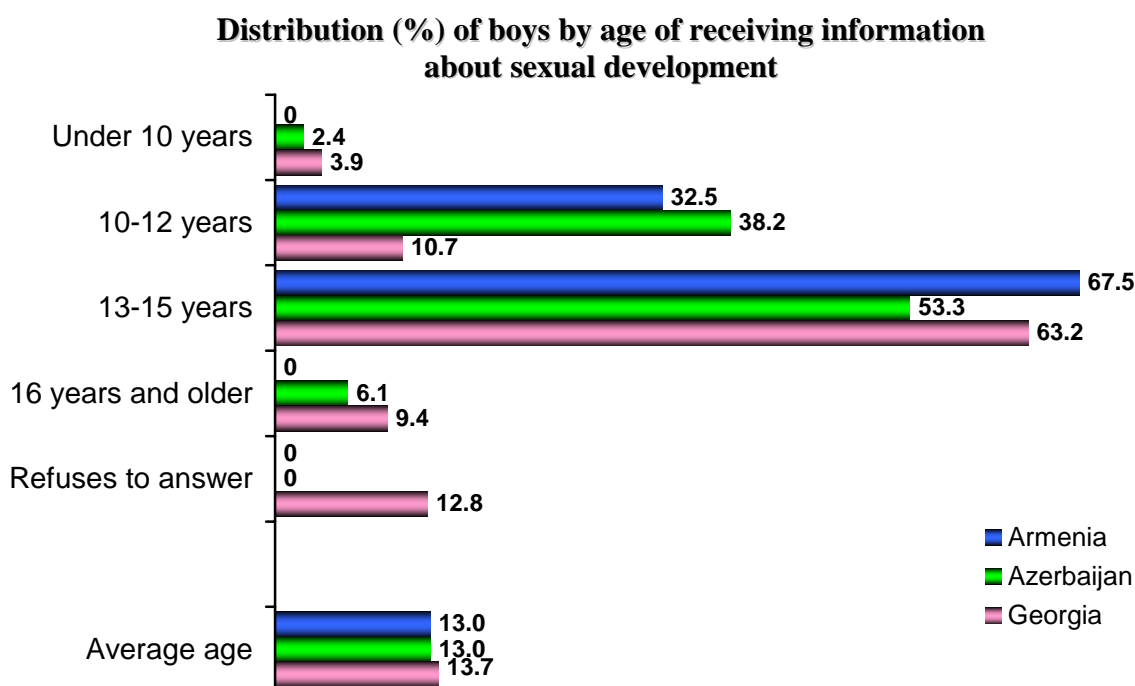


Unlike girls, a rather small proportion of adolescent boys received information regarding sexual development from their parents in all three countries, especially in Azerbaijan (Table 10). The majority of Azerbaijani boys (85.5%) received information about these issues from their peers.

Along with peers, older acquaintances were found to be an important source of information in Georgia (32.3% and 34.7% respectively), while books, printed media and doctors were found to be the main sources of information, along with peers, in Armenia (Figure 11, Table 10).

A similar situation regarding the age of receiving information about sexual development was revealed in Armenia and Georgia, where in most cases this happened at the age of 13–15 years (67.5% and 63.2%, respectively). Quite a large proportion of adolescent boys (38.9%) in Azerbaijan and Armenia received information about these issues at the age of 10–12 years (Table 10). The average age for receiving information about sexual development is 13.0 years in Armenia, 13.0 years in Azerbaijan and 13.7 years in Georgia (Figure 12, Table 10).

**Figure 12**



### Sexual Relations: Attitudes, Behaviour

A comparative analysis of the opinions of adolescents from all three countries regarding sexual behaviour and sexual relations was of special interest.

According to the adolescents, the permissible average age for girls to start sexual relations was 19.1 years in Armenia, 22.0 years in Azerbaijan and 17.8 years in Georgia. For boys it was considered to be 17.7 years in Armenia, 21.0 years in Azerbaijan and 16.4 years in Georgia (Figure 13, Table 11). Therefore, the average permissible age for starting sexual relations both for girls and boys was found to be highest in Azerbaijan and lowest in Georgia (Table 11). It should also be noted that the majority of adolescents in Azerbaijan consider it admissible both for girls and boys to start sexual relations only after marriage. Premarital sexual abstinence for girls is considered appropriate by almost half the respondents in Georgia, while only a small proportion of adolescents (4.5%) considered it necessary for boys. Premarital sexual abstinence is considered appropriate by a considerably smaller proportion of respondents in Armenia – not only for boys (0.8%) but even for girls (17.3%) – than in Azerbaijan and Georgia.



The majority of respondents know that impregnation may happen during first sexual contact. However, the proportion of those who do not know about this is higher in both Georgia and Azerbaijan than in Armenia. A rather small proportion of adolescents have accurate knowledge about whether it is harmful to abstain from sexual activity. The majority of Armenian adolescents (63.4%) know that sexual abstinence is not harmful, while less than one-fifth of adolescents in Azerbaijan and Georgia know this (Table 11).

**Figure 13**

**View of adolescents regarding permitted age of beginning sexual relations (%)**



Unplanned sexual contact is considered unsafe by the large majority of adolescents in all three countries (Table 11).

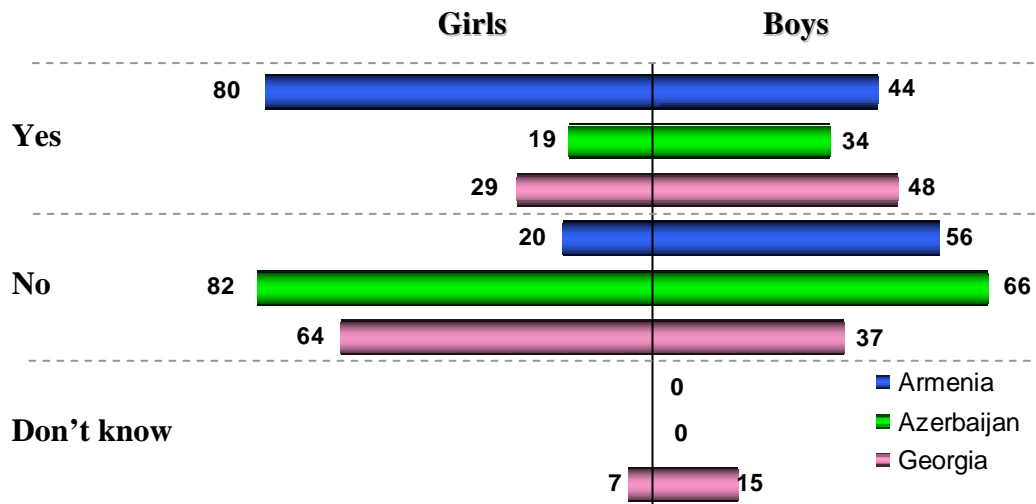
The views of respondents in the three countries differ with regard to with whom adolescents consider it acceptable to have premarital sexual relations. The majority of adolescents of both sexes in Georgia consider it acceptable for boys to have such relations with a prostitute. However, a considerably smaller proportion of adolescents in Azerbaijan and Armenia agree with this (27.2%

and 8.8%, respectively). Compared to adolescents in Georgia and, especially, Azerbaijan, Armenian adolescents have a considerably more liberal attitude towards premarital sexual relations with their fiancé/fiancée (Table 12).

According to the large majority of respondents in Armenia (80.0%), their girl peers have had premarital sexual relations. The proportion of such respondents is considerably smaller in Georgia (29.1%) and even less in Azerbaijan (18.5%) (Table 12). More or less similar data were revealed on the premarital sexual activity of boys in all three countries (Figure 14, Table 12).

**Figure 14**

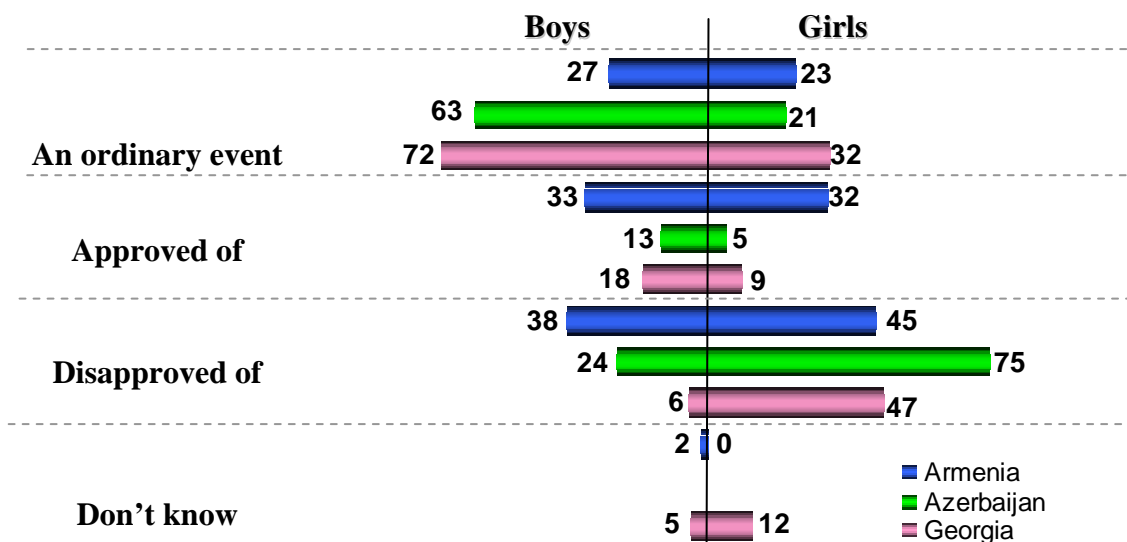
**Distribution (%) of adolescents whose peers had premarital sexual relations**



Adolescents' attitudes towards peers' premarital sexual relations were found to differ by country. In the case of boy peers, premarital sexual relations were regarded by the majority of respondents as "an ordinary event" in Georgia (71.6%) and in Azerbaijan (62.6%), while in Armenia such relations were regarded as "an ordinary event" by 26.6%, "approved of" by 33.3% and "disapproved of" by 38.1%. In the case of girl peers, "disapproved of" was found to be the most frequent attitude in all three countries, especially in Azerbaijan. But, at the same time, the frequency of "approved of" was also high in Armenia (Figure 15, Table 12a).

**Figure 15**

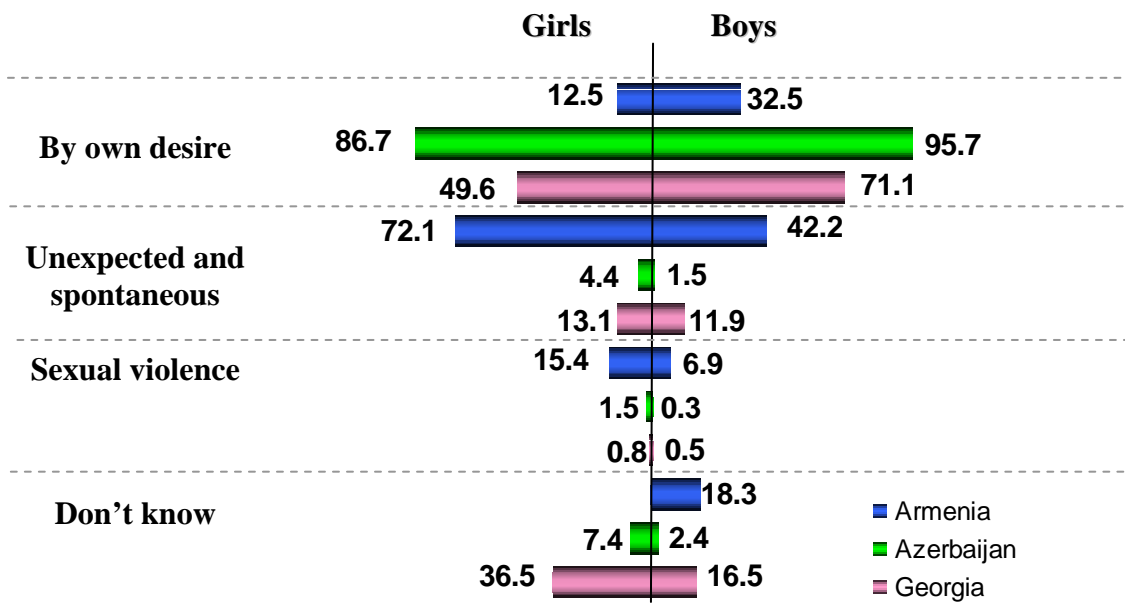
**Adolescents' attitudes towards their peers' premarital sexual relations (%)**



It was established that, according to the respondents, rather more of their boy peers are sexually active at an early age (14–15 years) in Georgia than in Armenia (22.8%) and Azerbaijan (8.7%) (Table 13). The adolescents' assessments of their peers' first sexual relations were found to differ by country. Most frequently these relations were assessed as unexpected and spontaneous in Armenia (52.1%), as against 12.4% in Georgia and 2.4% in Azerbaijan (Figure 16, Table 13).

**Figure 16**

**Adolescents' assessment of their peers' first sexual contact (%)**

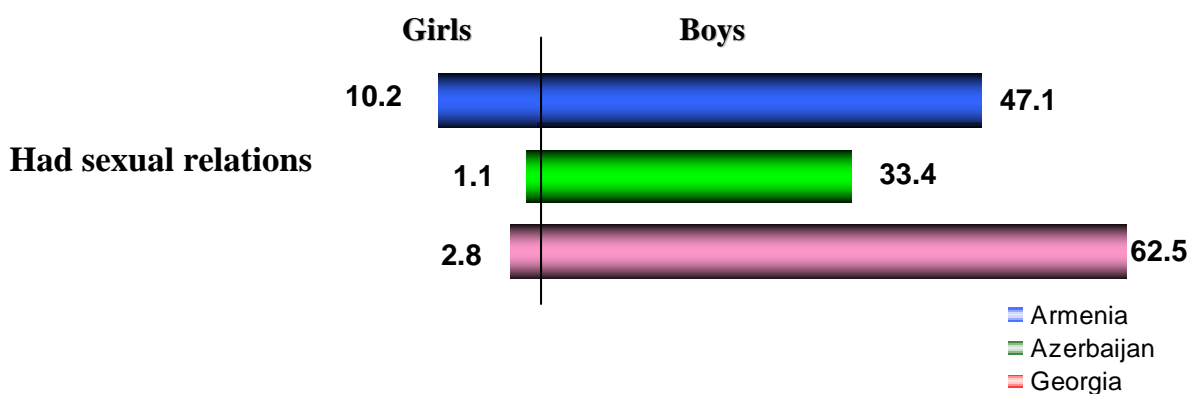


Respondents reported rare cases of attempted sexual violence among their peers. The highest rate in this regard was recorded in Armenia (10.0%) and the lowest in Georgia (3.6%) (Table 13a).

According to the studies, 33% of Georgian, 28.6% of Armenian and 16.8% of Azerbaijani respondents have had sexual relations (Table 14). In all three countries the relevant rate for boys considerably exceeded that for girls, with the highest for boys in Georgia (62.5%) and for girls in Armenia (10.2%) (Figure 17, Table 14).

**Figure 17**

**Sexual activity of adolescents (%)**

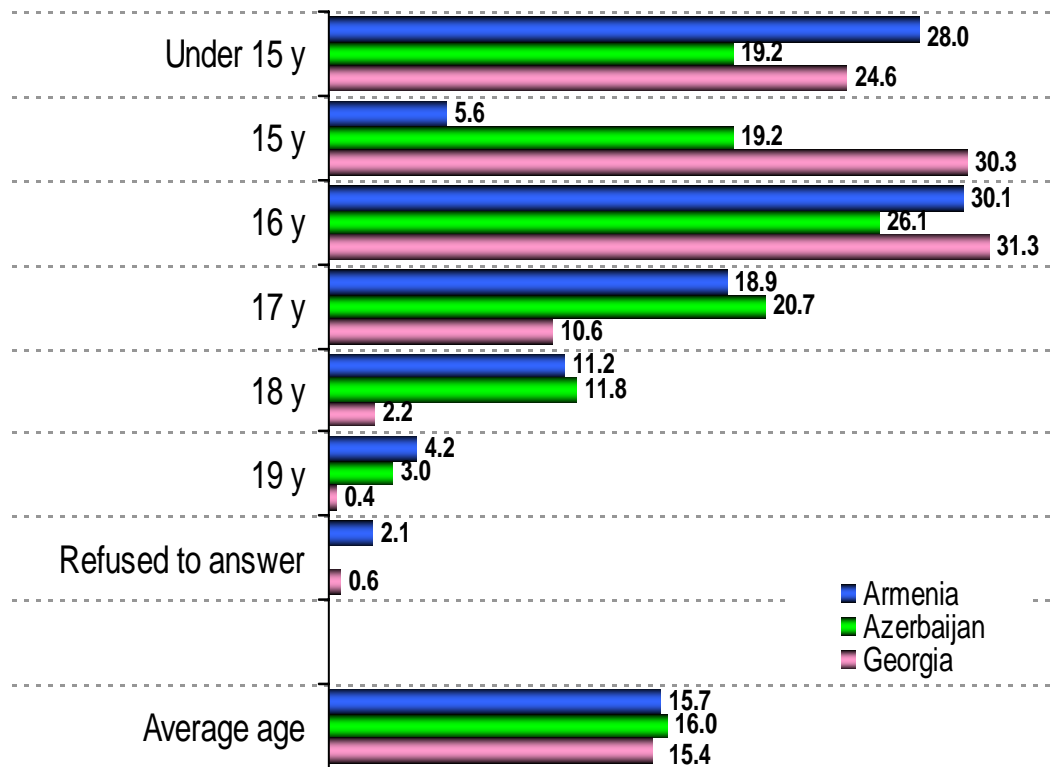


Very interesting data were revealed in connection with adolescents' first sexual relations. Namely, the highest proportion of girls who had their first sexual relations before the age of 15 years were in in

Armenia (50%), compared with Georgia and Azerbaijan, where no such cases recorded at all. This was the most common age group for first sexual relations for girls in Armenia. The highest proportion of boys whose first sexual relations was at or before the age of 15 years was found to be in Georgia, followed by Azerbaijan and Armenia (Figure 18, Table 14).

**Figure 18**

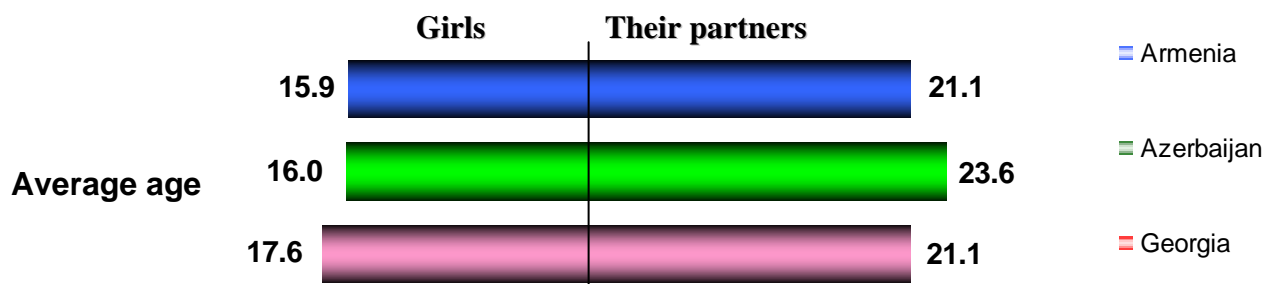
**First sexual contact of adolescents (for both sexes) by age (%)**



Regarding the average age of first sexual relations, no significant differences were revealed between the three countries, and the average age of the partners – for both girls and boys – exceeded their age by four years or more (Figures 19 and 20, Table 14).

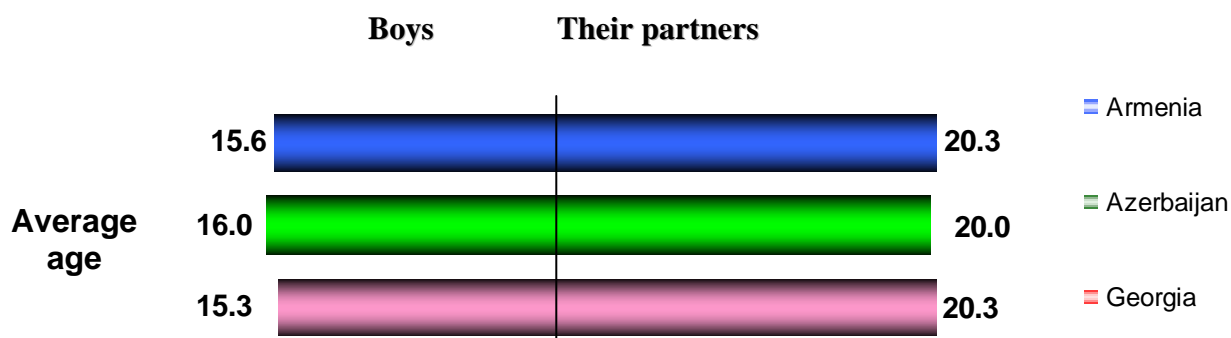
**Figure 19**

**Average age (years) of adolescent girls and their partners during first sexual relations**



**Figure 20**

**Average age (years) of adolescent boys and their partners during first sexual relations**

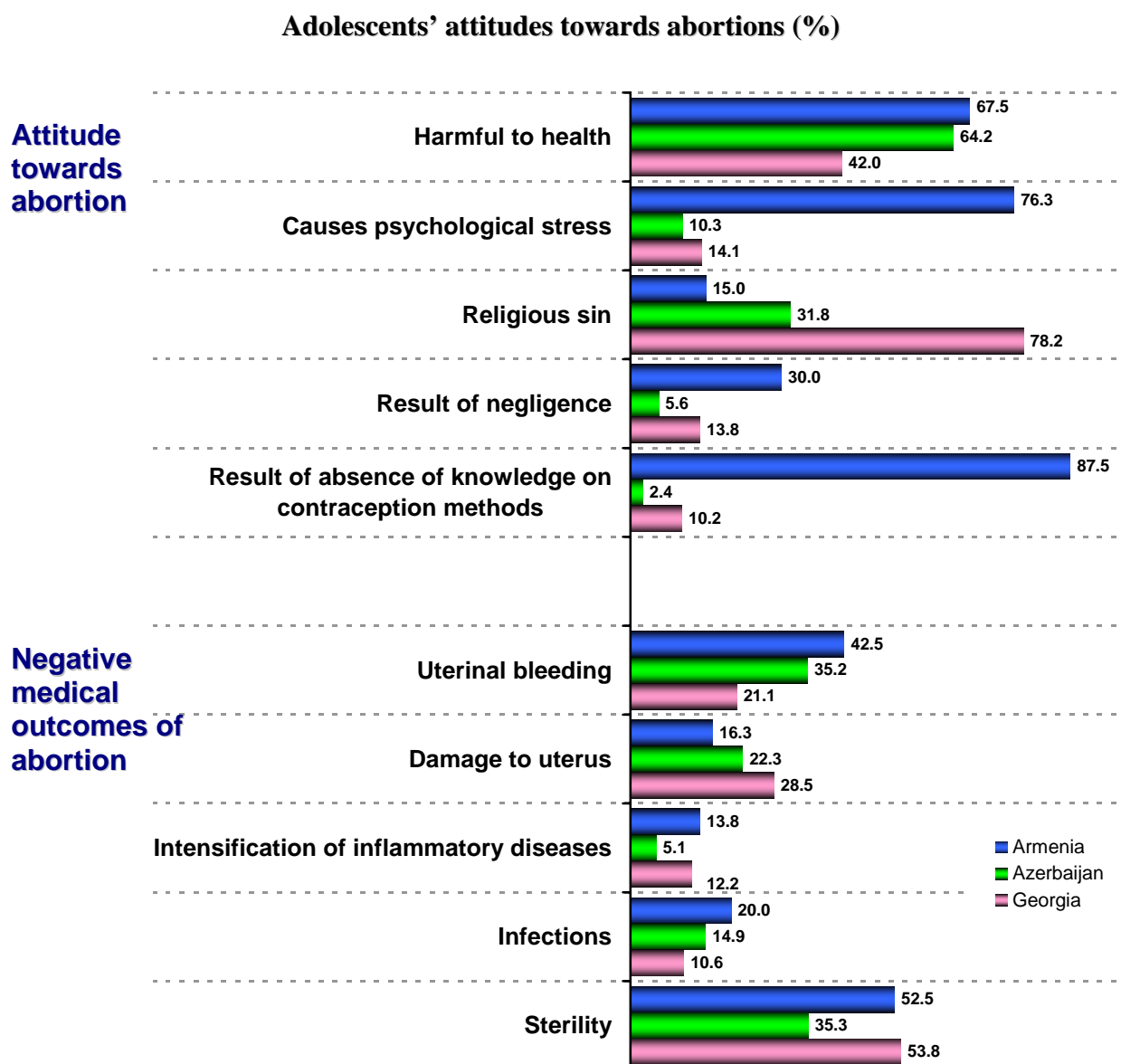


Different considerations were revealed by the countries with regard to advice provided to peers in case of extramarital pregnancy. It was found that in cases of extramarital pregnancy, even for desirable pregnancies, 61% of Azerbaijani adolescents consider it advisable to terminate the pregnancy (Table 14), while only a small proportion (4.2%) of Georgian adolescents and about one-fifth of Armenian adolescents agree with this opinion. More than a half of Georgian adolescents (54%) and 45% of Armenian adolescents think that in cases of a desirable pregnancy their peer should give birth and bring up a child even outside marriage. In cases of unintended pregnancy, termination is considered advisable by the largest proportion of respondents in all three countries, with the smallest in Georgia (Armenia 51.3%, Azerbaijan 45.0% and Georgia 21.5%).

## Abortion and Contraception: Awareness, Knowledge, Application, Attitudes

The vast majority of adolescent respondents of both sexes in Armenia and Georgia (97.4% and 97.3%, respectively) and a smaller proportion in Azerbaijan (79.8%) know what abortion is (Table 15). An equal proportion of adolescents in all three countries know about the harmful medical consequences of abortion, such as infertility (most frequently) and sexually transmitted infections (most rarely). However, respondents' attitudes towards abortion were found to differ by country (Figure 21, Table 15).

**Figure 21**

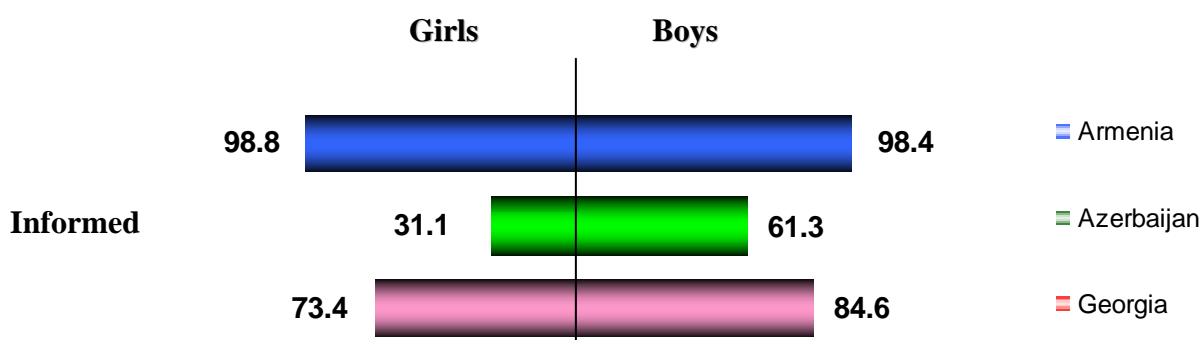


It was established that, according to the majority of respondents from all three countries, abortion is harmful to health. A significantly large proportion of adolescents in Georgia consider abortion a religious sin, while in Armenia abortion is seen as a result of a lack of information and knowledge about methods for preventing unintended pregnancy.

The majority of adolescents in all three countries are informed about the possibility of preventing unintended pregnancy and have heard about these methods, although the proportion is lower in Azerbaijan, especially among girls (Figure 22, Table 15).

**Figure 22**

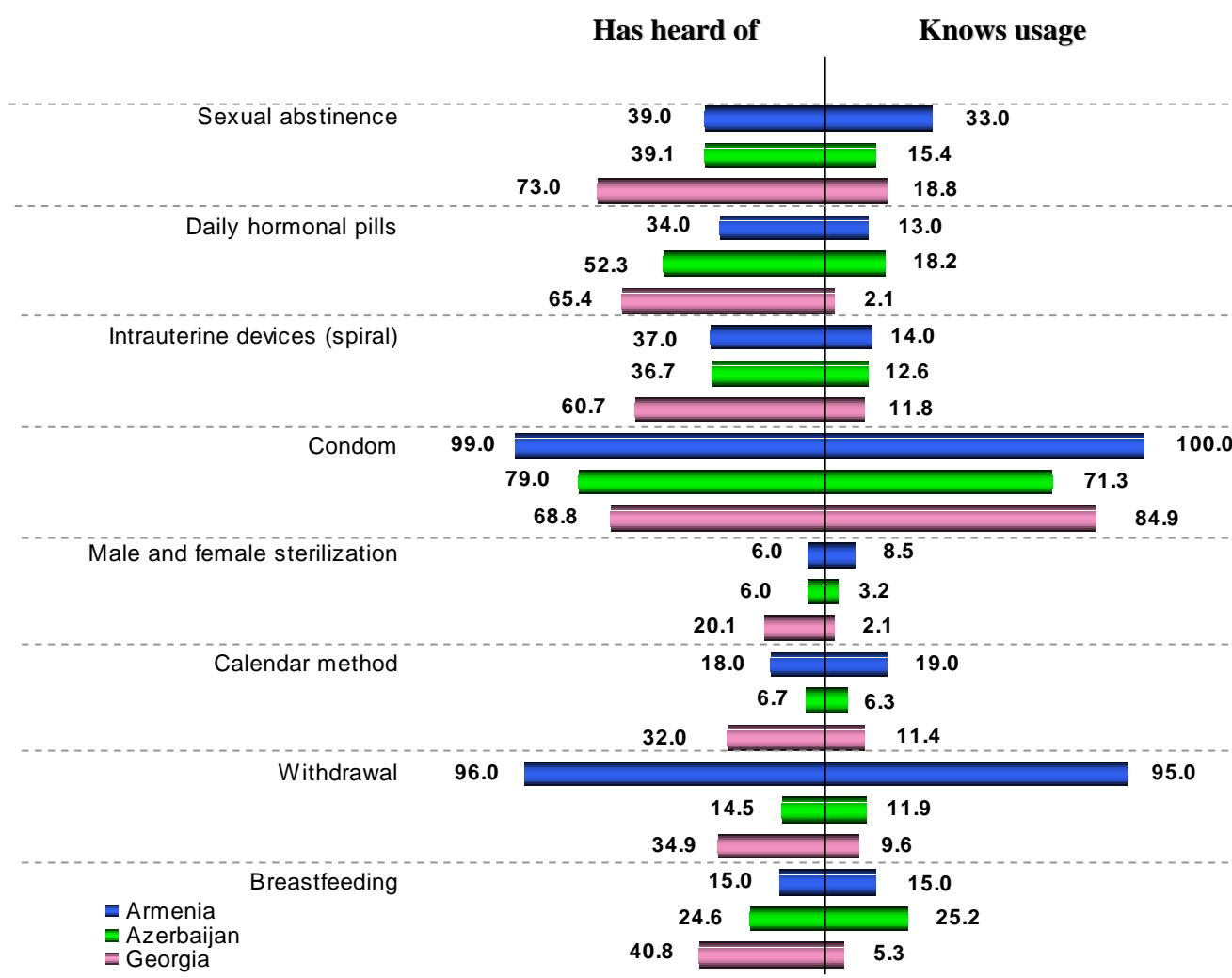
**Adolescents' awareness about the methods of preventing unintended pregnancy (%)**



Quite different data were obtained from the three countries regarding the proportion of adolescents informed and aware of specific methods of preventing unintended pregnancy (Figure 23, Table 16).

**Figure 23**

**Adolescents' awareness of and knowledge about particular contraception methods (%)**



It was found that the majority of adolescents in all three countries are informed about the condom. The largest proportion of adolescents who had heard about sexual abstinence was recorded in Georgia (73.0% of respondents), while the largest proportion of those who had heard about the condom and withdrawal were in Armenia (99.0% and 96.0% respectively). The proportion of those aware of daily hormonal pills, intrauterine methods, emergency contraception, breastfeeding and calendar methods was higher in Georgia than in Armenia and Azerbaijan.

As to awareness of specific methods of contraception, the proportion of respondents aware of the majority of methods was considerably more than the proportion of those who were knowledgeable about them. This difference was the least in case of the condom, which was found to be an exception in all three countries. The proportion of girls informed about and aware of the condom was found to be the smallest in Azerbaijan. Also, the least difference was recorded between the proportion of those informed about and those aware of withdrawal among both boys and girls in Armenia.

Peers were found to be the most frequent source of information about contraception for adolescents in all three countries (Table 18). Compared to Georgia and Azerbaijan, more Armenian adolescents receive information about these issues from books and brochures. For Georgian adolescents, older acquaintances and TV were also found to be important sources of information regarding issues related to contraception.

The majority of adolescents in all three countries know that contraceptive methods are available at pharmacies (Table 20). However, in Armenia, probably due to the local situation, the majority of adolescents think that they can be obtained at private clinics and within the public health care network. A larger proportion of Armenian and Georgian adolescents than Azerbaijani adolescents think that intrauterine methods can be obtained from health care facilities.

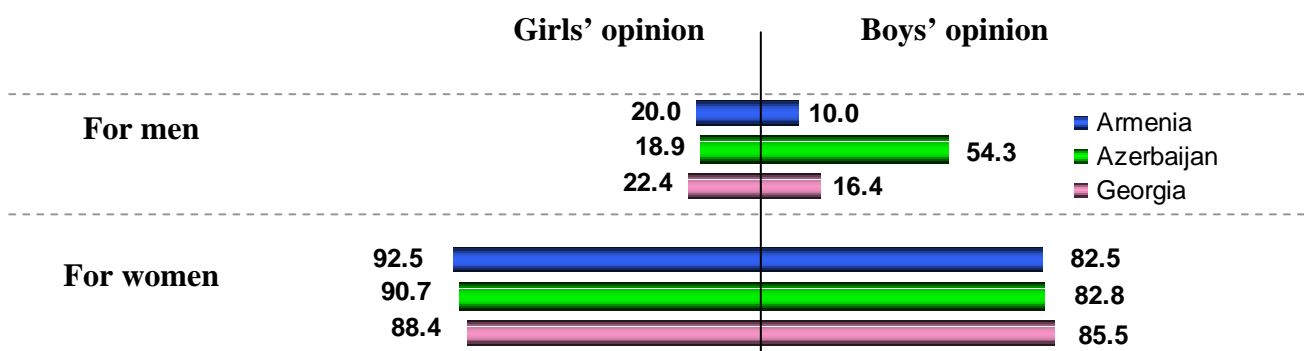
The majority of Georgian adolescents (80.5%) and a little more than half of Azerbaijani adolescents (54.7%) used some kind of contraception during their first sexual relations. The condom was used in the vast majority of those cases (97%). Among the reasons for not using contraception during the first sexual relations, unexpectedness of sexual connection was found to be the leading reason in Azerbaijan (55.4%) but lower in Georgia (21.7%) (Table 21).

Safety was found to be the most frequent precondition for using the contraception by both Azerbaijani and Georgian respondents (Table 22).

Absence of sexual relations was found to be the leading reason for Georgian adolescents not using contraception at present, while in the case of Azerbaijani adolescents, along with the above-motivated reasons, the fact that they consider use of contraception as a religious sin was found to be even more important (Table 22).

**Figure 24**

**Adolescents' opinions on the realistic nature of premarital sexual abstinence (%)**





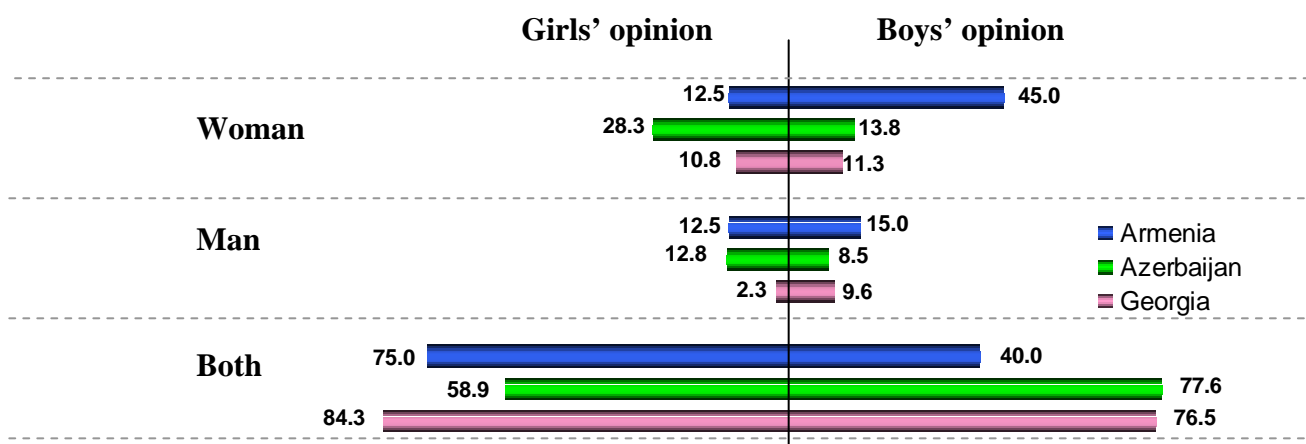
In all three countries premarital sexual abstinence is considered appropriate by the majority of respondents, particularly by girls, with the largest proportion recorded in Azerbaijan (Table 23).

A similar proportion of adolescents in all three countries considered premarital sexual abstinence realistic (Figure 24, Table 23). However, both boys and girls consider premarital sexual abstinence to be less realistic for men in all three countries, while the majority of adolescents of both sexes consider premarital sexual abstinence realistic for women.

In the opinion of the majority of respondents in all three countries, both sexual partners should take responsibility for preventing unintended pregnancy (Figure 25, Table 23).

**Figure 25**

**Adolescents’ opinions on who should take responsibility for preventing unintended/undesired pregnancy (%)**



This opinion was shared by the largest proportion of respondents in Georgia (80.3%), while more Armenian boys considered that a woman should take sole responsibility for preventing unintended pregnancy (45.0%).

**Adolescents’ Reproductive Plans and Function**

Despite the fact that the survey involved adolescents, the great majority of which were unmarried, most of them had thought about the desirable number of children, although less so in Azerbaijan (Table 24). The average desirable numbers of children do not differ significantly by country, although the highest rate was recorded in Georgia (2.6 in Georgia, 2.1 in Armenia and 2.0 in Azerbaijan).

Due to the fact that the vast majority of the survey participants were unmarried, the average number of actual children was found to be very small, mainly due to the older young women (17–19 years) and did not exceed one. The expected average number of children in Armenia and Azerbaijan (both 2.0) was double the relevant rate in Georgia (1.0).

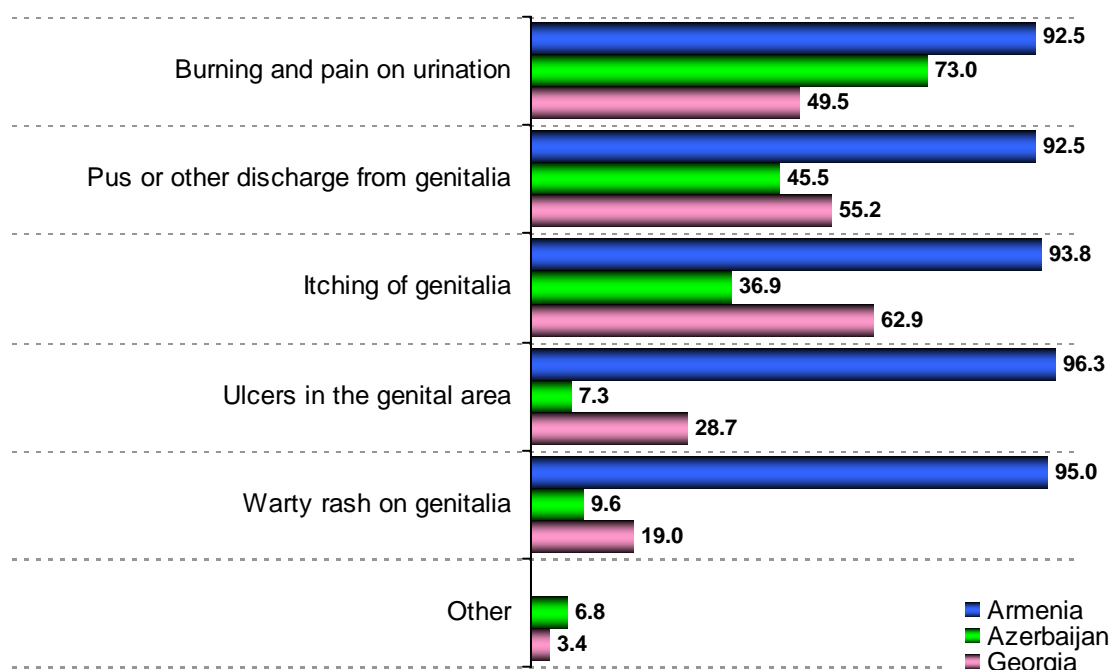
The analysis of a small number of pregnancies among respondents does not make it possible to establish any pattern (Tables 25, 26, 27).

## Sexually Transmitted Infections: Awareness, Knowledge, Views

The majority of adolescents in all three countries know about HIV/AIDS, and comparatively fewer about syphilis and gonorrhea. The proportion of those informed about sexually transmitted infections was found to be rather higher in Armenia than in Georgia and quite low in Azerbaijan. It is interesting that, unlike the other infections, a rather small proportion of Armenian adolescents know about hepatitis, while the proportion is four times higher in Georgia and three times higher in Azerbaijan (Table 28).

**Figure 26**

### Adolescents' knowledge of specific characteristics of sexually transmitted infections (%)



The largest proportion of adolescents aware of specific characteristics of sexually transmitted infections was found to be in Armenia. Adolescents' knowledge about these issues was found to be insufficient in Azerbaijan and Georgia (Figure 26, Table 28).

Differences by the adolescents' sex were less distinct in Armenia and Georgia.

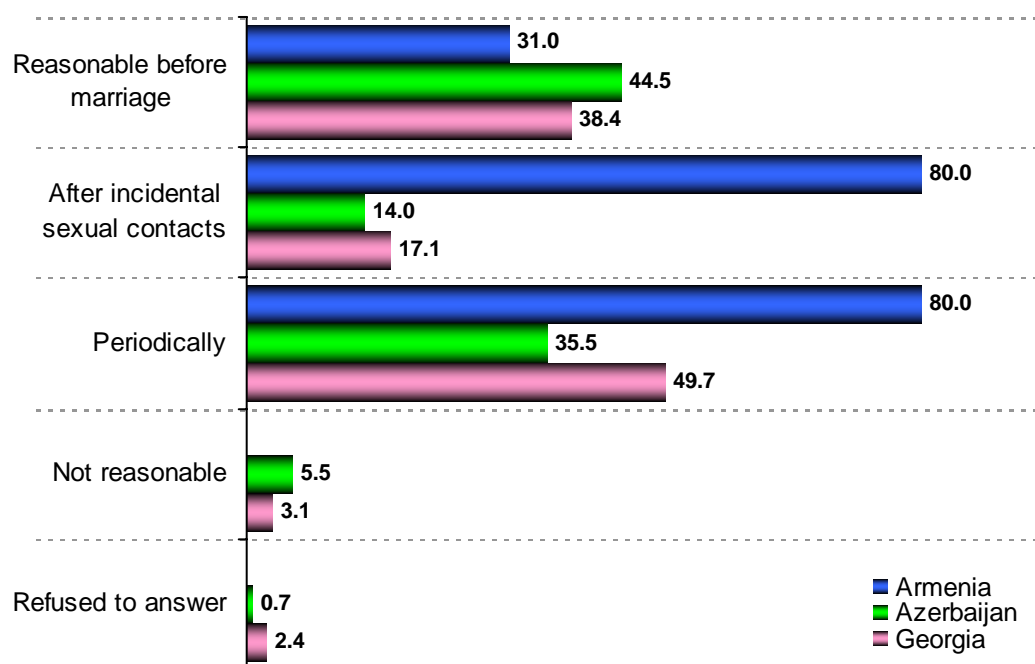
The majority of adolescents in all three countries know that sexually transmitted infections may not show any symptoms (Armenia 87.5%, Azerbaijan 91.7% and Georgia 68.2%). The vast majority know that if they suspect they have an infection they should refer to a doctor (Table 28).

The great majority of respondents in all three countries know about the most common ways of transmitting HIV/AIDS, such as by blood transfusion, sexual intercourse between men and women, by an infected pregnant woman to a foetus, and through inadequate sterilization of medical instruments. A little more than one-fifth of the respondents in Armenia know only about the fact that the infection may be transmitted to a baby through its mother's milk. An exaggerated fear of HIV/AIDS infection was revealed in Azerbaijan, where the majority of Azerbaijani adolescents think that HIV/AIDS is transmitted by using public toilets, shaking hands, donating blood etc. (Table 30).

The majority of adolescents in all three countries think that it is advisable to undergo a medical examination for sexually transmitted infections and HIV/AIDS, but the reasons for conducting such an examination differ by country (Figure 27, Table 33). In particular, the great majority of Armenian respondents think that a medical examination should be conducted after unplanned sexual contact and periodically. The most popular answer in Azerbaijan was to have a medical examination before marriage, while in Georgia most respondents thought it should take place periodically. It is worth noting that Azerbaijani and Georgian adolescents are less concerned about the risk of unplanned sexual contact.

**Figure 27**

**Adolescents' opinions on the advisability of testing for sexually transmitted infections and HIV/AIDS (%)**



It was very interesting to find out the adolescents' opinions regarding the ways of reducing the risk of transmission of sexually transmitted infections, including HIV/AIDS. It was established that in all three countries the majority of adolescents know about these ways (Table 30). In addition, it was revealed that the great majority of Armenian adolescents incorrectly consider the ways of reducing the risk a guarantee for preventing the above-mentioned infections. This opinion is shared by fewer adolescents in Azerbaijan and even fewer in Georgia. The fact that 100% of Armenian adolescents consider sexual abstinence as a guarantee to protect themselves from these infections indicates that they do not take into account the other ways of transmitting these infections, even though the outcomes of the survey show that they also know about other ways of transmitting sexually transmitted infections (Table 35).

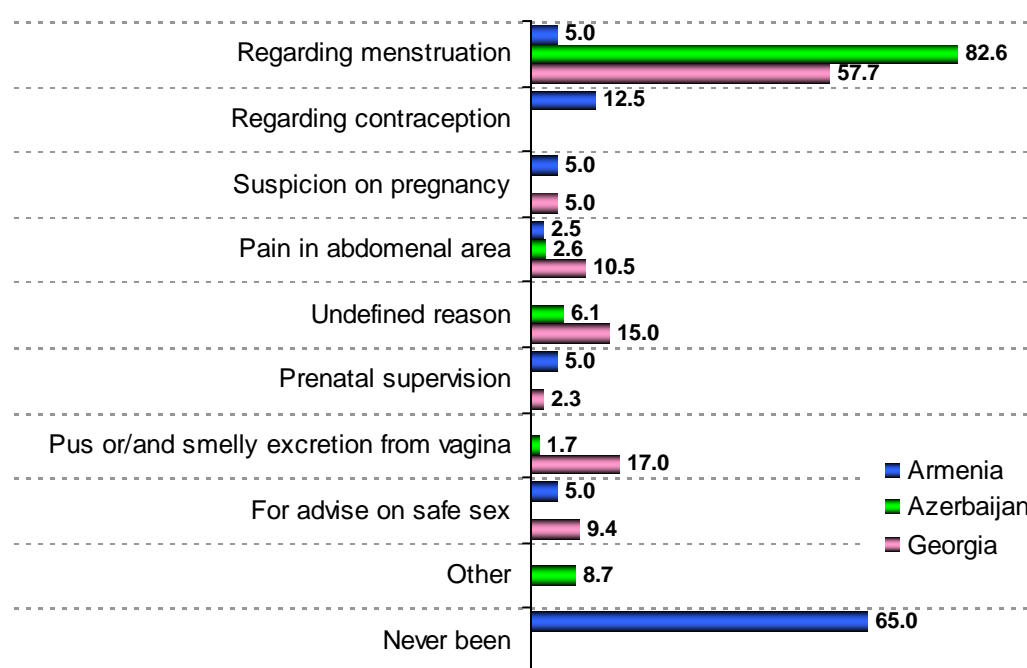
## Use of Reproductive Health Services by Adolescents and Self-Assessment

All (100%) of the respondents in Armenia think they should refer to a doctor in cases of not only pathological but also some physiological changes (e.g. butterfly rash) revealed during puberty (Table 36). The data obtained from Azerbaijan and Georgia are more or less similar. Most of them consider it necessary to see a doctor in cases of slow sexual or physical development, disorders of the menstrual cycle, and hairiness. About half of Azerbaijani and Georgian adolescents also consider it advisable to refer to a doctor in cases of marked leanness, obesity, early sexual maturity and even butterfly rash. However, the problem of how adolescents can correctly assess disorders of the menstrual cycle still remains.

More girls in Armenia (45% of respondents) than in Azerbaijan (19%) and Georgia (12%) have already had a visit to a gynaecologist. However, the reasons for visiting a gynaecologist differ by country (Table 37). The majority of visits were connected with problems of the menstrual cycle in Georgia and, especially, in Azerbaijan, and with contraception in Armenia (Figure 28, Table 37).

**Figure 28**

### Reasons for referrals of adolescent girls to gynaecologists (%)



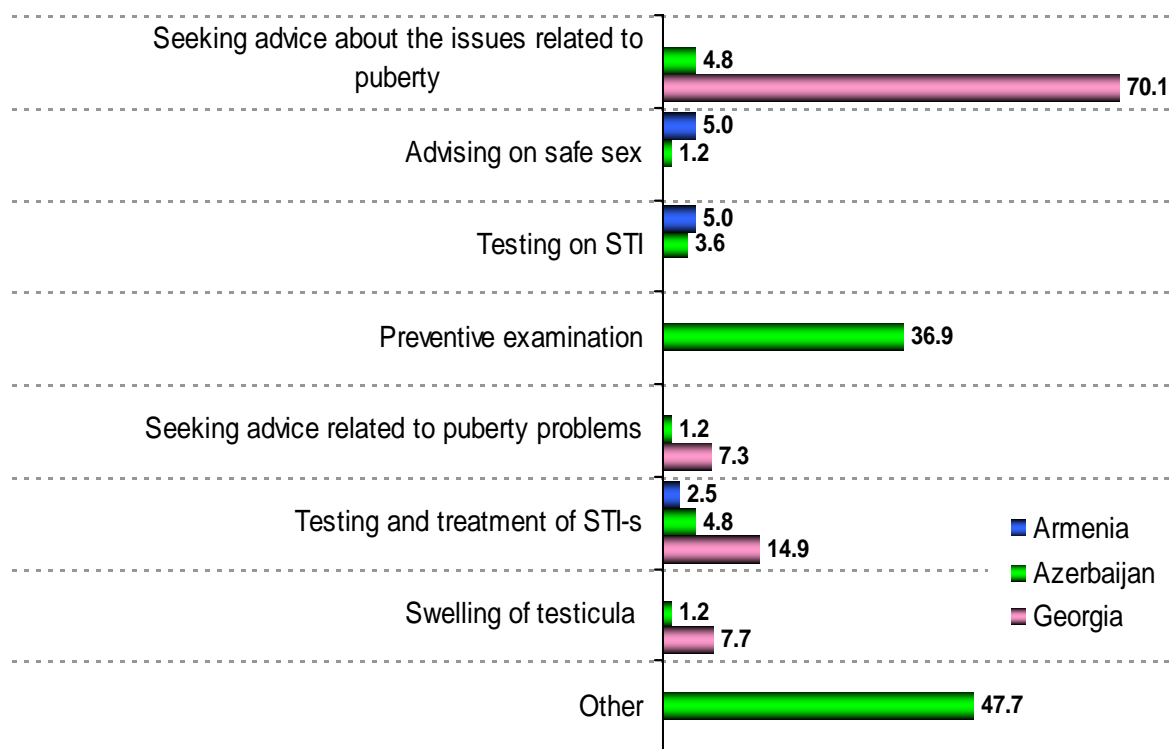
These results reflect the pre-survey data to some extent – namely, the opinions regarding sexual activity of the girls in Armenia and the activity itself.

The adolescent boys had referred to a venereologist or reproductive health specialist rather less often than the girls, most frequently in Azerbaijan among the three countries (Armenia 5%, Azerbaijan 13.8%, and Georgia 3.9%) (Table 38).

The main reasons for referral of adolescent boys to these specialists was found to differ by country (Figure 29, Table 38).

**Figure 29**

**Reasons for referral of adolescent boys to a reproductive health specialist (%)**



Issues related to sexual maturation were found to be the most frequent reason for boys to refer to a doctor in Georgia (70.1% of respondents), while a preventive check was found to be the main reason in Azerbaijan (36.9%). Adolescent boys in Armenia referred to a doctor due to issues related to safe sex and sexually transmitted infections (5.0% and 7.5%, respectively).

The vast majority (99.8%) of adolescents in Armenia assess their health as “good”. This assessment is less frequent in Azerbaijan (83.1%) and even less so in Georgia (64.1%). Quite a large proportion of adolescents in Georgia (34.9%) consider their health “satisfactory”. The assessment “unsatisfactory” does not exceed 2.2% in any of the countries or survey groups by sex and age (Table 39).

No significant differences were revealed by country with regard to outcomes of self-assessment concerning body image of adolescents and “feeling comfortable in their bodies”. Most of the respondents agreed with this opinion. At the same time, the majority of Armenian adolescents think that they are attractive (85%), an opinion shared by 67.7% of adolescents in Azerbaijan and only 44% in Georgia (Table 39).

The majority of respondents in all three countries care about their health by keeping in good physical shape and using various means of personal care (Table 39).

## Conclusions

1. The majority of the adolescents respondents in all three countries are either school pupils or students (in Armenia 82.2%, Azerbaijan 88.7%, and Georgia 91.8%). The largest proportion of respondents who are out-of-school graduates live independently, mostly in Azerbaijan (in Armenia 10.2%, in Azerbaijan 18.4% and in Georgia 4.2%). The adolescents living independently get support from their parents most frequently in Azerbaijan (in Armenia 3.2%, Azerbaijan 34.6% and Georgia 22.1%). The great majority of school graduates live at the expense of their parents in Armenia (86.6%) and Georgia (73.7%), although less than half do in Azerbaijan (47.0%).

The economic status of the majority of respondents was the highest in Azerbaijan (75.6% of respondents in the high economic status category), as against 73.8% in Georgia, while it was determined as average in Armenia (81.5%).

2. The majority of respondents in all three countries have never been married (Armenia 98.7%, Azerbaijan 99.5% and Georgia 99.2%).

No significant differences were revealed with regard to opinions about the best age for marriage. Azerbaijani adolescents named an insignificantly higher age as the best average age for marriage for both women and men.

3. Peers were found to be the most frequent source of information for the respondents regarding issues related to sex and reproductive health in all three countries, especially in Azerbaijan. Parents were also found to be one of the most important sources of this kind of information in Azerbaijan and Georgia, while in Armenia TV represents the main source of information more frequently than parents.

Significant differences were revealed between the different countries with regard to the reliability of sources of sex-related information. Information received from a doctor is considered more reliable in Armenia and Georgia, while information received from peers is considered reliable by a higher proportion of respondents in Azerbaijan. Information received from parents is also considered to have a high level of reliability, especially in Azerbaijan, while in Armenia books and brochures are named as a reliable source of information a little more often.

4. The vast majority of the respondents (93.7%) in Armenia consider that issues connected with sex and reproductive health should be taught. This proportion is smaller in Azerbaijan (76.4%) and even smaller in Georgia (52.9%). At the same time, half of adolescents in Armenia consider that this kind of education should be provided both at and outside school. Azerbaijani and Georgian adolescents give preference to education at school.

Armenian adolescents consider lower grades (before grade IX) as acceptable for starting education on issues related to sex and reproductive health, compared to Azerbaijani and Georgian adolescents (after grade IX). In all three countries a young, specially trained person is considered an acceptable educator for these issues.

Quite a large proportion of the respondents (between 37% and 63%) need more information on certain issues related to sex and reproductive health in all three countries.

5. The respondents in all three countries, more often in Armenia, have insufficient knowledge about physiological and pathological processes taking place during puberty.

Approximately half of the girl respondents in all three countries received information about menstruation before its occurrence, although only quite a small proportion of adolescents in Azerbaijan and Georgia are able to assess menstrual disorders correctly. A greater proportion of Armenian girls revealed correct knowledge about these issues.

The great majority of Azerbaijani adolescent boys (81.1%) were found to be informed about changes taking place during puberty before their occurrence, compared to a little less than half in Armenia and Georgia.

6. Most respondents in Azerbaijan consider it acceptable to start sexual relations only after marriage. Sexual abstinence of women is considered necessary by almost half of the respondents in Georgia, while it is considered necessary for boys by only a very small proportion of adolescents (4.5%). Sexual abstinence before marriage is considered necessary by a rather smaller proportion of respondents in Armenia (0.8% for boys and 17.3% for girls) than in Azerbaijan and Georgia.

7. The proportion of boy respondents who are sexually active differs insignificantly in all three countries from the relevant proportion of their peers, while in the case of girls, the proportion of peers who were sexually active was found to be much higher than the relevant proportion of the respondents.

In Georgia 33% of the respondents have had sexual relations, compared to 28.6% in Armenia and 16.8% in Azerbaijan. In all three countries the relevant proportion of the boys significantly exceeded that of the girls. The highest proportion of sexually active boys was recorded in Georgia (62.5%), and of girls in Armenia (10.2%).

8. The majority of the respondents in all three countries know about abortion and its harmful medical consequences. Adolescents' attitudes to abortion differed by country. A significant proportion of adolescents in Georgia see abortion as a religious sin, while in Armenia it is considered a result of a lack of information and knowledge about methods of preventing unintended pregnancy.

9. An analysis of adolescents' awareness of specific methods of contraception established that the majority of adolescents in all three countries are informed about the condom. The best-known methods of contraception are sexual abstinence in Georgia, the condom and withdrawal in Armenia and the condom in Azerbaijan.

For the majority of specific methods of contraception in all three countries, the proportion of adolescents who were aware of a method was found to be more than the proportion who were knowledgeable about it, except for the condom, for which the difference was minimal in all three countries. In Armenia the smallest difference between the proportion of adolescents who were aware of a method and those who were knowledgeable about it was revealed for withdrawal. The great majority of adolescents in these countries know where contraceptive methods can be obtained.

10. The large majority of Georgia adolescents (80.5%) and a little more than half of Azerbaijani adolescents used some kind of contraception during their first sexual relations. It was the condom in the vast majority of the cases.

Unexpectedness of sexual relations was the leading reason for not using contraception during first sexual relations, more frequently in Azerbaijan. Safety was found to be the most frequent precondition for using contraception by both Azerbaijani and Georgian adolescents. Not having sexual relations was found to be the leading reason for Georgian adolescents not using contraception at present. Along with the above-mentioned reasons, considering the use of contraception a religious sin was found to be even more important for Azerbaijani adolescents.

11. Premarital sexual abstinence is considered appropriate by the majority of respondents, mainly by the girls in all three countries, with the largest proportion in Azerbaijan. At the same time, the majority of adolescents of both sexes in all three countries consider sexual abstinence before marriage less realistic for men than for women.

The majority of the respondents in all three countries share the opinion that both sexual partners should take responsibility to prevent unintended pregnancy. This opinion was shared by the highest proportion of respondents in Georgia (80.3%). Almost half of Armenian adolescent boys think that women should take sole responsibility.

12. The average desirable number of children was found to be the highest in Georgia (2.6), compared to 2.1 in Armenia and 2.0 in Azerbaijan. Yet the expected average number of children in Armenia and Azerbaijan (2.0 in both) was double the relevant rate in Georgia (1.0).

13. In all three countries the majority of the respondents are informed about HIV/AIDS, although fewer about other sexually transmitted infections. The proportion of respondents informed about puberty is four times greater in Georgia than in Armenia and three times greater in Azerbaijan. Adolescents' knowledge about sexually transmitted infections and the ways of transmitting HIV/AIDS is insufficient in all three countries.

The majority of adolescents in all three countries are aware of the ways of reducing the risk of transmission of sexually transmitted infections, including HIV/AIDS, although, in a number of cases, using the methods to reduce the risk is considered a guarantee for prevention of infections, mainly in Armenia.

14. The majority of adolescents in Azerbaijan and Georgia and all the respondents in Armenia (100%) are aware of the changes in puberty that they should refer to a doctor.

In all three countries girls refer to a doctor more frequently than boys. Among the reasons for seeing a gynaecologist, menstrual disorders were found to be the leading reason in Georgia and, especially, Azerbaijan, while contraception was the main reason in Armenia.

For adolescent boys, the leading reasons for seeing a doctor were found to be problems related to sexual maturation in Georgia, preventive checks in Azerbaijan, and safe sex and problems related to sexually transmitted infections in Armenia.

15. Results of self-assessment by the adolescents were found to differ by country. Armenian adolescents had high self-esteem. Most Armenian adolescents assess their health as "good" and consider themselves attractive. The majority of the respondents in all three countries look after their health by keeping in physical shape and "use different means of personal care".



## **Appendix 2 – Tables**

**Table 1**

**General Demographic Portrait of Adolescents**

|  | Armenia       |            |            |           |           |            |           |              | Azerbaijan      |            |            |            |            |            |            |            | Georgia       |            |            |            |            |  |  |  |
|--|---------------|------------|------------|-----------|-----------|------------|-----------|--------------|-----------------|------------|------------|------------|------------|------------|------------|------------|---------------|------------|------------|------------|------------|--|--|--|
|  | Total         | Male       | Female     | Male age  |           | Female age |           | Total        | Male            | Female     | Male age   |            | Female age |            | Total      | Male       | Female        | Male age   |            | Female age |            |  |  |  |
|  |               |            |            | 14-16     | 17-19     | 14-16      | 17-19     |              |                 |            | 14-16      | 17-19      | 14-16      | 17-19      |            |            |               | 14-16      | 17-19      | 14-16      | 17-19      |  |  |  |
| <b>Number of Adolescents</b>                             | <b>336</b>    | <b>159</b> | <b>177</b> | <b>62</b> | <b>97</b> | <b>83</b>  | <b>94</b> | <b>1,210</b> | <b>587</b>      | <b>623</b> | <b>234</b> | <b>353</b> | <b>268</b> | <b>355</b> | <b>600</b> | <b>303</b> | <b>297</b>    | <b>157</b> | <b>146</b> | <b>153</b> | <b>144</b> |  |  |  |
| <b>Percentage distribution</b>                           |               |            |            |           |           |            |           |              |                 |            |            |            |            |            |            |            |               |            |            |            |            |  |  |  |
| <b>Marriage status:</b>                                  | <b>N= 336</b> |            |            |           |           |            |           |              | <b>N= 1,210</b> |            |            |            |            |            |            |            | <b>N= 600</b> |            |            |            |            |  |  |  |
| Never married  | 98.7          | 99.0       | 98.4       | 100.0     | 97.9      | 100.0      | 96.8      | 99.5         | 99.5            | 99.5       | 100.0      | 99.2       | 100.0      | 99.2       | 99.2       | 99.6       | 98.7          | 100.0      | 99.2       | 100.0      | 97.3       |  |  |  |
| Only legal marriage                                      |               |            |            |           |           |            |           | 0.2          | 0.2             | 0.2        |            | 0.3        |            | 0.3        |            |            |               |            |            |            |            |  |  |  |
| Only religious marriage                                  |               |            |            |           |           |            |           | 0.1          | 0.2             |            |            | 0.3        |            |            | 0.5        | 0.4        | 0.6           |            | 0.8        |            | 1.2        |  |  |  |
| Legal and religious marriage                             | 0.8           | 0.5        | 1.1        |           | 1.0       |            | 2.1       | 0.2          | 0.2             | 0.3        |            | 0.3        |            | 0.6        | 0.1        |            | 0.3           |            |            |            | 0.6        |  |  |  |
| Neither legal nor religious marriage (cohabitation)      | 0.6           | 0.5        | 0.6        |           | 1.0       |            | 1.1       |              |                 |            |            |            |            |            | 0.2        |            | 0.4           |            |            |            | 0.9        |  |  |  |
| Divorced   |               |            |            |           |           |            |           |              |                 |            |            |            |            |            |            |            |               |            |            |            |            |  |  |  |
| Widow/widower  |               |            |            |           |           |            |           |              |                 |            |            |            |            |            |            |            |               |            |            |            |            |  |  |  |
| <b>is:</b>   | <b>N= 336</b> |            |            |           |           |            |           |              | <b>N= 1,210</b> |            |            |            |            |            |            |            | <b>N= 600</b> |            |            |            |            |  |  |  |
| I am a secondary school student and I don't work         | 44.3          | 36.1       | 52.5       | 62.9      | 9.3       | 79.5       | 25.5      | 61.8         | 58.9            | 64.5       | 96.6       | 34.0       | 98.9       | 38.6       | 64.6       | 65.6       | 63.6          | 95.6       | 33.3       | 99.3       | 25.6       |  |  |  |
| I am a secondary school student and I work               | 8.7           | 11.4       | 5.9        | 3.2       | 19.6      | 1.2        | 10.6      | 0.9          | 1.9             |            | 1.7        | 2.0        |            |            | 1.4        | 2.8        |               | 3.1        | 2.4        |            |            |  |  |  |
| I am a university student and I don't work               | 16.2          | 14.2       | 18.1       | 1.6       | 26.8      |            | 36.2      | 22.5         | 20.4            | 24.4       |            | 34.0       | 0.4        | 42.5       | 23.1       | 18.0       | 28.3          | 0.6        | 36.6       | 0.7        | 57.6       |  |  |  |
| I am a university student and I work                     | 13.0          | 17.6       | 8.5        | 14.5      | 20.6      |            | 17.0      | 3.5          | 3.7             | 3.2        |            | 6.2        |            | 5.6        | 2.7        | 3.0        | 2.4           |            | 6.3        |            | 4.9        |  |  |  |
| Other  | 17.9          | 20.7       | 15.0       | 17.7      | 23.7      | 19.3       | 10.6      |              |                 |            |            |            |            |            |            |            |               |            |            |            |            |  |  |  |
| I am unemployed  | 87.9          | 84.9       | 90.9       | 94.0      | 76.0      | 99.0       | 83.0      | 6.2          | 5.8             | 6.6        | 0.9        | 9.1        | 0.7        | 11.0       | 4.4        | 4.4        | 4.5           |            | 9.2        |            | 9.2        |  |  |  |
| I am employed  | 12.1          | 15.1       | 9.1        | 7.0       | 24.0      | 1.0        | 17.0      | 5.0          | 9.2             | 1.1        | 0.9        | 14.7       |            | 2.0        | 3.8        | 6.2        | 1.3           | 0.6        | 12.2       |            | 2.7        |  |  |  |
| Housewife  |               |            |            |           |           |            |           | 0.1          |                 | 0.2        |            |            |            | 0.3        |            |            |               |            |            |            |            |  |  |  |
| <b>Scholl graduates:</b>                                 | <b>N= 336</b> |            |            |           |           |            |           |              | <b>N= 451</b>   |            |            |            |            |            |            |            | <b>N= 204</b> |            |            |            |            |  |  |  |
| I lead an independent life                               | 10.2          | 11.9       | 8.5        |           | 23.7      |            | 17.0      | 18.4         | 24.8            | 11.8       | 25.0       | 24.8       |            | 11.9       | 4.2        | 7.3        | 1.5           |            | 7.4        |            | 1.5        |  |  |  |
| I lead an independent life, however my parents assist me | 3.2           | 4.8        | 1.7        | 6.5       | 3.1       | 1.2        | 2.1       | 34.6         | 40.0            | 29.0       | 50.0       | 39.8       | 33.3       | 28.9       | 22.1       | 27.8       | 17.0          |            | 28.3       |            | 17.2       |  |  |  |
| I am dependent on my parents                             | 86.6          | 83.4       | 89.8       | 93.6      | 73.2      | 98.8       | 80.9      | 47.0         | 35.2            | 59.3       | 25.0       | 35.4       | 66.7       | 59.2       | 73.7       | 65.0       | 81.4          | 100.0      | 64.2       | 100.0      | 81.3       |  |  |  |
| <b>Economical status:</b>                                | <b>N= 336</b> |            |            |           |           |            |           |              | <b>N= 1,210</b> |            |            |            |            |            |            |            | <b>N= 600</b> |            |            |            |            |  |  |  |
| High   | 3.8           | 3.7        | 3.9        | 3.2       | 4.1       | 2.4        | 5.3       | 75.6         | 76.1            | 75.1       | 73.9       | 77.6       | 80.2       | 71.3       | 23.9       | 23.3       | 24.4          | 30.5       | 15.7       | 29.7       | 18.8       |  |  |  |
| Medium   | 81.5          | 78.3       | 84.7       | 82.3      | 74.2      | 84.3       | 85.1      | 22.2         | 20.8            | 23.6       | 23.5       | 19.0       | 18.7       | 27.3       | 73.8       | 74.2       | 73.4          | 67.2       | 81.7       | 67.7       | 79.5       |  |  |  |
| Low  | 12.6          | 13.8       | 11.4       | 8.1       | 19.6      | 13.3       | 9.6       | 2.1          | 3.1             | 1.3        | 2.6        | 3.4        | 1.1        | 1.4        | 2.3        | 2.4        | 2.2           | 2.3        | 2.6        | 2.6        | 1.7        |  |  |  |
| Other reply  | 2.1           | 4.3        |            | 6.5       | 2.1       |            |           |              |                 |            |            |            |            |            |            |            |               |            |            |            |            |  |  |  |

Table 2.

## Distribution of adolescents (%) according to the opinion regarding the best marriage age

|                                  | Armenia       |              |              |              |              |              |              |               | Azerbaijan      |              |              |              |              |              |              |  | Georgia       |              |              |              |              |              |              |               |
|----------------------------------|---------------|--------------|--------------|--------------|--------------|--------------|--------------|---------------|-----------------|--------------|--------------|--------------|--------------|--------------|--------------|--|---------------|--------------|--------------|--------------|--------------|--------------|--------------|---------------|
|                                  | Total         | Male         | Female       | Male age     |              | Female age   |              |               | Total           | Male         | Female       | Male age     |              | Female age   |              |  | Total         | Male         | Female       | Male age     |              | Female age   |              |               |
|                                  |               |              |              | 14-16        | 17-19        | 14-16        | 17-19        |               |                 |              |              | 14-16        | 17-19        | 14-16        | 17-19        |  |               |              |              | 14-16        | 17-19        | 14-16        | 17-19        |               |
| <b>The best age for marriage</b> | <b>N= 336</b> |              |              |              |              |              |              |               | <b>N= 1,210</b> |              |              |              |              |              |              |  | <b>N= 600</b> |              |              |              |              |              |              |               |
| <b>For men</b>                   |               |              |              |              |              |              |              |               |                 |              |              |              |              |              |              |  |               |              |              |              |              |              |              |               |
| Under 16                         |               |              |              |              |              |              |              |               | 0.2             | 0.5          |              | 0.4          | 0.6          |              |              |  |               |              |              |              |              |              |              |               |
| 16-17 years                      | 0.8           | 1.6          |              | 3.2          |              |              |              |               | 0.2             | 0.5          |              |              | 0.8          |              |              |  | 0.8           | 1.3          | 0.3          | 2.0          | 0.6          | 0.6          |              |               |
| 18-19 years                      | 4.8           | 2.9          | 6.6          | 4.8          | 1.0          | 12.1         | 1.1          |               | 4.5             | 6.0          | 3.0          | 5.6          | 6.2          | 5.2          | 1.4          |  | 6.6           | 8.5          | 4.6          | 12.3         | 4.4          | 7.9          | 1.2          |               |
| 20-24 years                      | 45.7          | 38.1         | 53.3         | 33.9         | 42.3         | 38.6         | 68.1         |               | 41.8            | 47.5         | 36.4         | 58.1         | 40.5         | 38.1         | 35.2         |  | 58.5          | 62.4         | 54.6         | 63.6         | 61.1         | 55.9         | 52.9         |               |
| 25-29 years                      | 29.6          | 27.7         | 31.5         | 19.4         | 36.1         | 38.6         | 24.5         |               | 51.2            | 44.3         | 57.8         | 35.5         | 50.1         | 54.9         | 60.0         |  | 34.1          | 27.8         | 40.5         | 22.1         | 33.9         | 35.6         | 45.9         |               |
| 30 and over                      | 4.7           | 9.3          |              | 14.5         | 4.1          |              |              |               | 2.1             | 1.2          | 2.8          | 0.4          | 1.8          | 1.8          | 3.4          |  |               |              |              |              |              |              |              |               |
| No reply/No idea                 | 14.4          | 20.4         | 8.6          | 24.2         | 16.5         | 10.7         | 6.3          |               |                 |              |              |              |              |              |              |  |               |              |              |              |              |              |              |               |
| <b>TOTAL</b>                     | <b>100.0</b>  | <b>100.0</b> | <b>100.0</b> | <b>100.0</b> | <b>100.0</b> | <b>100.0</b> | <b>100.0</b> |               | <b>100.0</b>    | <b>100.0</b> | <b>100.0</b> | <b>100.0</b> | <b>100.0</b> | <b>100.0</b> | <b>100.0</b> |  | <b>100.0</b>  | <b>100.0</b> | <b>100.0</b> | <b>100.0</b> | <b>100.0</b> | <b>100.0</b> | <b>100.0</b> |               |
| <b>Average age</b>               | <b>23.9</b>   | <b>24.5</b>  | <b>23.5</b>  | <b>24.4</b>  | <b>24.5</b>  | <b>23.6</b>  | <b>23.4</b>  |               | 25.0            | 24.0         | 25.0         | 24.0         | 24.0         | 25.0         | 25.0         |  | 23.5          | 23.1         | 23.9         | 22.6         | 23.5         | 23.5         | 24.3         |               |
| <b>For women</b>                 |               |              |              |              |              |              |              | <b>N= 336</b> |                 |              |              |              |              |              |              |  |               |              |              |              |              |              |              | <b>N= 600</b> |
| Under 16                         |               |              |              |              |              |              |              |               | 0.1             |              | 0.2          |              |              |              | 0.3          |  | 0.1           | 0.3          |              |              | 0.6          |              |              |               |
| 16-17 years                      | 1.2           | 1.3          | 1.1          | 1.6          | 1.0          | 1.2          | 1.1          |               | 2.5             | 3.7          | 1.3          | 4.7          | 3.1          | 1.5          | 1.1          |  | 2.4           | 3.7          | 1.0          | 7.2          |              | 1.3          | 0.7          |               |
| 18-19 years                      | 23.7          | 25.3         | 22.0         | 29.0         | 21.7         | 21.7         | 22.3         |               | 20.1            | 28.6         | 12.0         | 33.8         | 25.2         | 14.2         | 10.4         |  | 28.4          | 38.8         | 17.9         | 42.7         | 34.6         | 19.6         | 16.0         |               |
| 20-24 years                      | 63.9          | 61.2         | 66.6         | 53.2         | 69.1         | 65.1         | 68.1         |               | 65.3            | 53.5         | 76.4         | 50.0         | 55.8         | 74.6         | 77.7         |  | 63.4          | 52.5         | 74.3         | 45.1         | 60.4         | 70.0         | 78.9         |               |
| 25-29 years                      | 1.8           | 1.8          | 1.7          | 1.6          | 2.1          | 1.2          | 2.1          |               | 11.6            | 13.8         | 9.5          | 11.5         | 15.3         | 9.3          | 9.6          |  | 5.4           | 4.7          | 6.2          | 5.0          | 4.4          | 7.8          | 4.4          |               |
| 30 and over                      |               |              |              |              |              |              |              |               | 0.4             | 0.4          | 0.6          |              | 0.6          | 0.4          | 0.9          |  | 0.3           |              | 0.6          |              |              | 1.3          |              |               |
| No reply/No idea                 | 9.4           | 10.4         | 8.6          | 14.6         | 6.2          | 10.8         | 6.4          |               |                 |              |              |              |              |              |              |  |               |              |              |              |              |              |              |               |
| <b>TOTAL</b>                     | <b>100.0</b>  | <b>100.0</b> | <b>100.0</b> | <b>100.0</b> | <b>100.1</b> | <b>100.0</b> | <b>100.0</b> |               | <b>100.0</b>    | <b>100.0</b> | <b>100.0</b> | <b>100.0</b> | <b>100.0</b> | <b>100.0</b> | <b>100.0</b> |  | <b>100.0</b>  | <b>100.0</b> | <b>100.0</b> | <b>100.0</b> | <b>100.0</b> | <b>100.0</b> | <b>100.0</b> |               |
| <b>Average age</b>               | 21.1          | 20.9         | 21.3         | 20.7         | 21.1         | 21.2         | 21.4         |               | 22.0            | 22.0         | 22.0         | 21.0         | 22.0         | 22.0         | 22.0         |  | 21.2          | 20.7         | 21.7         | 20.4         | 21.0         | 21.7         | 21.7         |               |

Table 2a

## Distribution of adolescents in accordance with the actual age of marriage

|                      | Armenia      |              |              |          |              |              |              | Azerbaijan   |              |              |          |              |            |              | Georgia |              |        |              |              |              |       |              |             |              |
|----------------------|--------------|--------------|--------------|----------|--------------|--------------|--------------|--------------|--------------|--------------|----------|--------------|------------|--------------|---------|--------------|--------|--------------|--------------|--------------|-------|--------------|-------------|--------------|
|                      | Total        | Male         | Female       | Male age |              | Female age   |              | Total        | Male         | Female       | Male age |              | Female age |              | Total   | Male         | Female | Male age     |              | Female age   |       |              |             |              |
|                      |              |              |              | 14-16    | 17-19        | 14-16        | 17-19        |              |              |              | 14-16    | 17-19        | 14-16      | 17-19        |         |              |        | 14-16        | 17-19        | 14-16        | 17-19 |              |             |              |
|                      |              |              |              |          |              |              |              |              |              |              |          |              |            |              |         |              |        |              |              |              |       |              |             |              |
|                      |              |              |              |          |              |              | <b>N= 10</b> |              |              |              |          |              |            | <b>N= 6</b>  |         |              |        |              |              |              |       |              | <b>N= 5</b> |              |
| <b>For the boys</b>  |              |              |              |          |              |              |              |              |              |              |          |              |            |              |         |              |        |              |              |              |       |              |             |              |
| Under 16             |              |              |              |          |              |              |              |              |              |              |          |              |            |              |         |              |        |              |              |              |       |              |             |              |
| 16-17 years          |              |              |              |          |              |              |              | 66.7         | 33.3         | 100.0        |          |              | 33.3       |              | 100.0   |              |        |              |              |              |       |              |             |              |
| 18-19 years          | 20.0         |              | 33.3         |          |              |              | 100.0        | 33.3         | 66.7         |              |          | 66.7         |            |              |         | 100.0        |        | 30.0         | 100.0        |              |       | 100.0        |             |              |
| 20-24 years          | 20.0         |              | 33.3         |          |              |              | 50.0         |              |              |              |          |              |            |              |         |              |        | 47.9         |              | 68.4         |       |              |             | 68.4         |
| 25-29 years          | 40.0         | 50.0         | 33.4         |          | 50.0         |              | 50.0         |              |              |              |          |              |            |              |         |              |        | 22.1         |              | 31.6         |       |              |             | 31.6         |
| 30 and over          | 20.0         | 50.0         |              |          | 50.0         |              |              |              |              |              |          |              |            |              |         |              |        |              |              |              |       |              |             |              |
| <b>TOTAL</b>         | <b>100.0</b> | <b>100.0</b> | <b>100.0</b> |          | <b>100.0</b> | <b>100.0</b> | <b>100.0</b> | <b>100.0</b> | <b>100.0</b> | <b>100.0</b> |          | <b>100.0</b> |            | <b>100.0</b> |         | <b>100.0</b> |        | <b>100.0</b> | <b>100.0</b> | <b>100.0</b> |       | <b>100.0</b> |             | <b>100.0</b> |
| <b>Average age</b>   | 17.6         | 18.5         | 16.8         |          | -            | 18.5         | 16.0         | 15.7         | 16.3         | 15.0         |          | 16.3         |            | 15.0         |         | 22.4         | 18.5   | 23.7         |              | 18.5         |       | 23.7         |             | 23.7         |
| <b>For the girls</b> |              |              |              |          |              |              |              |              |              |              |          |              |            |              |         |              |        |              |              |              |       |              |             |              |
| Under 16             | 25           | 50           |              | 100.0    |              |              |              |              |              |              |          |              |            |              |         |              |        |              |              |              |       |              |             |              |
| 16-17 years          | 25           | 50           |              |          | 100.0        |              |              | 66.7         | 33.3         | 100.0        |          |              | 33.3       |              | 100.0   |              |        | 25.8         |              | 36.8         |       |              |             | 36.8         |
| 18-19 years          |              |              |              |          |              |              |              | 33.3         | 66.7         |              |          | 66.7         |            |              |         | 100.0        |        | 74.2         | 100.0        | 63.2         |       | 100.0        |             | 63.2         |
| 20-24 years          |              |              |              |          |              |              |              |              |              |              |          |              |            |              |         |              |        |              |              |              |       |              |             |              |
| 25-29 years          | 25           |              | 50           |          |              | 100.0        |              |              |              |              |          |              |            |              |         |              |        |              |              |              |       |              |             |              |
| 30 and over          | 25           |              | 50           |          |              |              | 100.0        |              |              |              |          |              |            |              |         |              |        |              |              |              |       |              |             |              |
| <b>TOTAL</b>         | <b>100.0</b> |              | <b>100.0</b> |          |              |              | <b>100.0</b> | <b>100.0</b> | <b>100.0</b> | <b>100.0</b> |          | <b>100.0</b> |            | <b>100.0</b> |         | <b>100.0</b> |        | <b>100.0</b> | <b>100.0</b> | <b>100.0</b> |       | <b>100.0</b> |             | <b>100.0</b> |
| <b>Average age</b>   | <b>20.8</b>  | <b>16.5</b>  | <b>23.7</b>  | 16.0     | 17.0         | 20.0         | 24.0         | 15.7         | 16.3         | 15.0         |          | 16.3         |            | 15.0         |         | 18.0         | 18.5   | 17.8         |              | 18.5         |       | 17.8         |             | 17.8         |

**Table 3.**  
**Distribution of adolescents (%) according to main sources and reliability of the information received regarding issues related to sex**

|   | Armenia       |              |              |              |              |              |              | Azerbaijan      |              |              |              |              |              |              | Georgia       |              |              |              |              |              |       |
|---|---------------|--------------|--------------|--------------|--------------|--------------|--------------|-----------------|--------------|--------------|--------------|--------------|--------------|--------------|---------------|--------------|--------------|--------------|--------------|--------------|-------|
|   | Total         | Male         | Female       | Male age     |              | Female age   |              | Total           | Male         | Female       | Male age     |              | Female age   |              | Total         | Male         | Female       | Male age     |              | Female age   |       |
|   |               |              |              | 14-16        | 17-19        | 14-16        | 17-19        |                 |              |              | 14-16        | 17-19        | 14-16        | 17-19        |               |              |              | 14-16        | 17-19        | 14-16        | 17-19 |
| <b>Main sources of information</b>                      | <b>N= 336</b> |              |              |              |              |              |              | <b>N= 1,210</b> |              |              |              |              |              |              | <b>N= 600</b> |              |              |              |              |              |       |
| Parents   | 15.4          | 8.7          | 22.2         | 8.1          | 9.3          | 24.1         | 20.2         | 21.2            | 6.6          | 34.8         | 6.8          | 6.5          | 36.9         | 33.2         | 19.0          | 9.4          | 28.8         | 13.1         | 5.5          | 29.1         | 28.6  |
| Grandparents  | 1.9           | 1.6          | 2.3          |              | 3.1          | 2.4          | 2.1          | 0.2             |              | 0.3          |              |              | 0.4          | 0.3          | 0.6           | 1.0          | 0.3          | 1.3          | 0.6          | 0.6          |       |
| Sibling(s)  | 2.2           | 2.1          | 2.3          |              | 4.1          | 3.6          | 1.1          | 1.5             | 0.2          | 2.7          |              | 0.3          | 3.0          | 2.5          | 0.3           | 0.4          | 0.3          |              | 0.7          | 0.6          |       |
| Other relatives   |               |              |              |              |              |              |              | 2.6             | 1.0          | 4.0          | 1.3          | 0.8          | 3.0          | 4.8          | 0.9           | 0.8          | 1.0          | 0.8          | 0.7          | 1.9          |       |
| Peers, friends  | 36.0          | 47.0         | 24.9         | 54.8         | 39.2         | 25.3         | 24.5         | 49.3            | 70.0         | 29.7         | 75.2         | 66.6         | 31.7         | 28.2         | 36.3          | 34.7         | 37.9         | 34.4         | 35.1         | 36.7         | 39.1  |
| Older acquaintances                                     |               |              |              |              |              |              |              | 4.6             | 2.4          | 6.7          | 0.4          | 3.7          | 6.7          | 6.8          | 16.3          | 26.3         | 6.2          | 22.6         | 30.1         | 4.4          | 7.6   |
| Boyfriend/Girlfriend                                    | 3.6           | 3.6          | 3.5          |              | 7.2          | 4.8          | 2.1          | 0.2             | 0.2          | 0.3          | 0.4          |              |              | 0.6          | 0.7           | 0.6          | 0.7          |              | 1.2          | 0.6          | 0.9   |
| Teacher   | 3.0           | 2.6          | 3.3          |              | 5.2          | 2.4          | 4.3          | 2.9             | 1.7          | 4.0          | 1.7          | 1.7          | 2.6          | 5.1          | 2.7           | 2.2          | 3.2          | 3.2          | 1.2          | 5.7          | 0.7   |
| Doctor  | 6.2           | 3.7          | 8.7          | 3.2          | 4.1          | 2.4          | 14.9         | 0.7             | 0.5          | 1.0          |              | 0.8          | 0.7          | 1.1          | 1.7           | 1.0          | 2.3          | 1.2          | 0.7          | 2.5          | 2.1   |
| Books and brochures                                     | 7.0           | 1.6          | 12.4         |              | 3.1          | 12.1         | 12.8         | 2.6             | 2.0          | 3.2          | 0.9          | 2.8          | 2.2          | 3.9          | 3.6           | 2.2          | 5.0          | 0.7          | 3.8          | 2.6          | 7.5   |
| Magazines, newspapers                                   | 0.9           | 2.1          |              |              | 4.1          |              |              | 1.3             | 0.9          | 1.8          | 0.4          | 1.1          | 0.7          | 2.5          | 1.8           | 0.6          | 2.9          | 0.7          | 0.6          | 1.3          | 4.7   |
| Radio   |               |              |              |              |              |              |              | 0.1             | 0.2          |              |              | 0.3          |              |              | 0.1           | 0.3          |              |              | 0.6          |              |       |
| Television  | 19.2          | 21.1         | 17.3         | 33.9         | 8.3          | 22.9         | 11.7         | 6.5             | 4.1          | 8.8          | 3.4          | 4.5          | 9.7          | 8.2          | 6.9           | 5.0          | 8.9          | 5.7          | 4.2          | 10.2         | 7.5   |
| Internet  | 4.7           | 6.2          | 3.2          |              | 12.4         |              | 6.4          | 5.2             | 9.7          | 1.0          | 9.0          | 10.3         | 0.5          | 1.4          | 8.4           | 14.6         | 1.9          | 16.3         | 13.2         | 3.2          | 0.6   |
| Other   |               |              |              |              |              |              |              |                 |              |              |              |              |              |              | 0.1           | 0.3          |              |              | 0.6          |              |       |
| None  |               |              |              |              |              |              |              | 0.9             | 0.2          | 1.7          | 0.5          |              | 1.9          | 1.4          | 0.6           | 0.6          | 0.6          |              | 1.2          | 0.6          | 0.7   |
| <b>Kuran</b>  |               |              |              |              |              |              |              | 0.2             | 0.3          |              |              | 0.6          |              |              |               |              |              |              |              |              |       |
| <b>TOTAL</b>  | <b>100.0</b>  | <b>100.0</b> | <b>100.0</b> | <b>100.0</b> | <b>100.0</b> | <b>100.0</b> | <b>100.0</b> | <b>100.0</b>    | <b>100.0</b> | <b>100.0</b> | <b>100.0</b> | <b>100.0</b> | <b>100.0</b> | <b>100.0</b> | <b>100.0</b>  | <b>100.0</b> | <b>100.0</b> | <b>100.0</b> | <b>100.0</b> | <b>100.0</b> |       |
| <b>Considers as more reliable source of information</b> | <b>N= 336</b> |              |              |              |              |              |              | <b>N= 1,210</b> |              |              |              |              |              |              | <b>N= 600</b> |              |              |              |              |              |       |
| Parents   | 11.4          | 11.7         | 11.2         | 16.1         | 7.2          | 18.1         | 4.3          | 38.9            | 10.4         | 65.8         | 11.1         | 9.9          | 69.0         | 63.4         | 23.4          | 10.0         | 37.1         | 13.6         | 6.2          | 37.7         | 36.3  |
| Grandparents  | 1.8           | 1.3          | 2.3          | 1.6          | 1.0          | 2.4          | 2.1          | 0.1             |              | 0.2          |              |              | 0.4          | 0.5          | 1.1           |              | 1.3          | 0.8          |              |              |       |
| Sibling(s)  | 2.1           | 0.8          | 3.4          | 1.6          |              | 3.6          | 3.2          | 1.8             | 0.5          | 3.0          | 0.4          | 0.6          | 3.7          | 2.5          | 1.1           | 1.5          | 0.7          | 1.4          | 1.5          | 0.7          | 0.7   |
| Other relatives   |               |              |              |              |              |              |              | 1.4             | 0.9          | 1.9          | 0.9          | 0.8          | 0.4          | 3.1          | 0.2           | 0.4          |              | 0.8          |              |              |       |
| Peers, friends  | 17.6          | 15.9         | 19.3         | 22.6         | 9.3          | 20.5         | 18.1         | 35.4            | 59.8         | 12.4         | 59.0         | 60.3         | 13.1         | 11.8         | 13.2          | 15.3         | 11.1         | 15.8         | 14.8         | 13.0         | 9.0   |
| Older acquaintances                                     |               |              |              |              |              |              |              | 1.9             | 3.2          | 0.6          | 1.3          | 4.5          | 0.7          | 0.6          | 15.7          | 26.4         | 4.2          | 24.6         | 28.9         | 3.3          | 5.2   |
| Boyfriend/Girlfriend                                    | 3.3           | 0.8          | 5.8          | 1.6          |              | 7.2          | 4.3          | 0.2             | 0.2          | 0.3          |              | 0.3          |              | 0.6          | 1.3           | 1.6          | 1.0          | 0.6          | 2.6          | 1.3          | 0.7   |
| Teacher   | 11.4          | 16.9         | 5.9          | 19.4         | 14.4         | 9.6          | 2.1          | 1.8             | 1.2          | 2.4          | 0.9          | 1.4          | 2.2          | 2.5          | 2.1           | 1.0          | 3.3          | 1.3          | 0.6          | 5.2          | 1.3   |
| Doctor  | 24.5          | 25.3         | 23.7         | 25.8         | 24.7         | 22.9         | 24.5         | 8.8             | 7.2          | 10.3         | 8.5          | 6.2          | 8.2          | 11.8         | 26.4          | 18.5         | 34.5         | 16.1         | 20.9         | 29.0         | 40.4  |
| Books and brochures                                     | 15.1          | 11.1         | 19.0         | 1.6          | 20.6         | 15.7         | 22.3         | 1.9             | 2.2          | 1.6          | 0.9          | 3.1          | 0.7          | 2.3          | 5.0           | 7.1          | 3.0          | 6.8          | 7.3          | 3.3          | 2.7   |
| Magazines, newspapers                                   | 2.2           | 4.5          |              | 4.8          | 4.1          |              |              | 0.9             | 0.9          | 1.0          | 0.4          | 1.1          | 1.1          | 0.8          | 0.8           | 1.0          | 0.7          |              | 2.0          |              | 1.5   |
| Radio   |               |              |              |              |              |              |              |                 |              |              |              |              |              |              |               |              |              |              |              |              |       |
| Television  | 1.3           | 2.6          |              | 3.2          | 2.1          |              |              | 1.2             | 2.0          | 0.3          | 2.1          | 2.0          | 0.5          | 0.3          | 5.0           | 6.8          | 3.1          | 7.3          | 6.3          | 4.5          | 1.6   |
| Internet  | 9.3           | 9.1          | 9.6          | 1.6          | 16.5         |              | 19.1         | 5.6             | 11.4         | 0.2          | 14.5         | 9.5          |              | 0.3          | 5.1           | 8.9          | 1.3          | 10.4         | 7.3          | 2.0          | 0.6   |
| Other   |               |              |              |              |              |              |              | 0.1             | 0.1          |              |              | 0.3          |              |              | 0.2           | 0.4          |              |              | 0.8          |              |       |
| <b>TOTAL</b>  | <b>100.0</b>  | <b>100.0</b> | <b>100.0</b> | <b>100.0</b> | <b>100.0</b> | <b>100.0</b> | <b>100.0</b> | <b>100.0</b>    | <b>100.0</b> | <b>100.0</b> | <b>100.0</b> | <b>100.0</b> | <b>100.0</b> | <b>100.0</b> | <b>100.0</b>  | <b>100.0</b> | <b>100.0</b> | <b>100.0</b> | <b>100.0</b> | <b>100.0</b> |       |

Table 4.

## Distribution of adolescents (%) according to some opinions regarding issues related to sex

|  | Armenia       |              |              |              |              |              |              | Azerbaijan      |              |              |              |              |              |              | Georgia       |              |              |              |              |              |              |
|--|---------------|--------------|--------------|--------------|--------------|--------------|--------------|-----------------|--------------|--------------|--------------|--------------|--------------|--------------|---------------|--------------|--------------|--------------|--------------|--------------|--------------|
|  | Total         | Male         | Female       | Male age     |              | Female age   |              | Total           | Male         | Female       | Male age     |              | Female age   |              | Total         | Male         | Female       | Male age     |              | Female age   |              |
|  |               |              |              | 14-16        | 17-19        | 14-16        | 17-19        |                 |              |              | 14-16        | 17-19        | 14-16        | 17-19        |               |              |              | 14-16        | 17-19        | 14-16        | 17-19        |
| <b>Knows more about issues related to sex:</b>                         |               |              |              |              |              |              |              |                 |              |              |              |              |              |              |               |              |              |              |              |              |              |
|  | <b>N= 336</b> |              |              |              |              |              |              | <b>N= 1,210</b> |              |              |              |              |              |              | <b>N= 600</b> |              |              |              |              |              |              |
| Boys   | 30.7          | 41.9         | 19.6         | 54.8         | 28.9         | 16.9         | 22.3         | 58.8            | 57.2         | 60.4         | 59.4         | 55.8         | 62.3         | 58.9         | 46.5          | 52.5         | 40.3         | 51.0         | 54.1         | 41.5         | 39.0         |
| Girls  | 25.5          | 20.7         | 30.4         | 14.5         | 26.8         | 28.9         | 31.9         | 21.9            | 21.6         | 22.2         | 20.5         | 22.4         | 23.5         | 21.1         | 14.5          | 12.6         | 16.4         | 12.4         | 12.9         | 13.6         | 19.3         |
| Both equally   | 37.2          | 29.3         | 45.2         | 19.4         | 39.2         | 44.6         | 45.8         | 16.7            | 18.9         | 14.6         | 17.5         | 19.8         | 11.9         | 16.6         | 28.3          | 27.1         | 29.6         | 26.7         | 27.4         | 29.3         | 30.0         |
| Don't know   | 6.5           | 8.2          | 4.8          | 11.3         | 5.1          | 9.6          |              | 2.6             | 2.2          | 2.9          | 2.6          | 2.0          | 2.2          | 3.4          | 10.7          | 7.8          | 13.7         | 9.9          | 5.6          | 15.6         | 11.7         |
| <b>TOTAL</b>   | <b>100.0</b>  | <b>100.0</b> | <b>100.0</b> | <b>100.0</b> | <b>100.0</b> | <b>100.0</b> | <b>100.0</b> | <b>100.0</b>    | <b>99.9</b>  | <b>100.1</b> | <b>100.0</b> | <b>100.0</b> | <b>99.9</b>  | <b>100.0</b> | <b>100.0</b>  | <b>100.0</b> | <b>100.0</b> | <b>100.0</b> | <b>100.0</b> | <b>100.0</b> | <b>100.0</b> |
| <b>Talking freely about issues related to sex:</b>                     |               |              |              |              |              |              |              |                 |              |              |              |              |              |              |               |              |              |              |              |              |              |
|  | <b>N= 336</b> |              |              |              |              |              |              | <b>N= 1,210</b> |              |              |              |              |              |              | <b>N= 600</b> |              |              |              |              |              |              |
| Acceptable   | 44.7          | 40.7         | 48.7         | 33.9         | 47.4         | 49.4         | 47.9         | 46.5            | 46.3         | 46.7         | 43.6         | 48.2         | 42.2         | 50.1         | 30.0          | 34.8         | 25.3         | 32.7         | 36.9         | 21.5         | 29.2         |
| Acceptable to more or less extent                                      | 40.6          | 39.8         | 41.2         | 46.8         | 33.0         | 42.2         | 40.4         | 22.3            | 21.0         | 23.6         | 18.8         | 22.4         | 27.6         | 20.6         | 58.6          | 55.2         | 62.0         | 54.4         | 56.1         | 61.7         | 62.4         |
| Not acceptable   | 14.8          | 19.5         | 10.1         | 19.3         | 19.6         | 8.4          | 11.7         | 31.2            | 32.7         | 29.7         | 37.6         | 29.4         | 30.2         | 29.3         | 11.4          | 10.0         | 12.7         | 12.9         | 7.0          | 16.8         | 8.4          |
| <b>TOTAL</b>   | <b>100.0</b>  | <b>100.0</b> | <b>100.0</b> | <b>100.0</b> | <b>100.0</b> | <b>100.0</b> | <b>100.0</b> | <b>100.0</b>    | <b>100.0</b> | <b>100.0</b> | <b>100.0</b> | <b>100.0</b> | <b>100.0</b> | <b>100.0</b> | <b>100.0</b>  | <b>100.0</b> | <b>100.0</b> | <b>100.0</b> | <b>100.0</b> | <b>100.0</b> | <b>100.0</b> |
| <b>Concerning issues related to sex adolescents mainly talk about:</b> |               |              |              |              |              |              |              |                 |              |              |              |              |              |              |               |              |              |              |              |              |              |
|  | <b>N= 336</b> |              |              |              |              |              |              | <b>N= 1,210</b> |              |              |              |              |              |              | <b>N= 600</b> |              |              |              |              |              |              |
| Parents  | 13.8          | 9.1          | 19.7         | 10.2         | 7.3          | 19.6         | 20.0         | 16.4            | 4.3          | 27.8         | 3.8          | 4.5          | 31.7         | 24.8         | 7.9           | 2.8          | 13.1         | 2.5          | 3.1          | 15.5         | 10.5         |
| Grandparents   | 4.0           | 4.3          | 3.5          | 4.9          | 3.1          | 3.9          | 3.0          | 0.1             |              | 0.2          |              |              |              | 0.3          | 0.2           | 0.3          |              | 0.6          |              |              |              |
| Sibling(s)   | 5.2           | 7.7          | 2.3          | 8.4          | 6.8          | 3.4          | 0.6          | 2.7             | 0.5          | 4.8          | 0.4          | 0.6          | 5.2          | 4.5          | 2.4           | 2.1          | 2.7          | 1.9          | 2.3          | 2.9          | 2.4          |
| Other relatives  | 0.3           |              | 0.5          |              |              | 0.6          | 0.6          | 1.6             | 1.5          | 1.6          | 0.9          | 2.0          | 1.1          | 2.0          | 0.3           |              | 0.6          |              |              | 1.2          |              |
| Peers, friends   | 23.6          | 23.9         | 23.7         | 23.0         | 25.7         | 22.3         | 25.5         | 69.3            | 87.1         | 52.6         | 88.1         | 86.4         | 49.3         | 55.2         | 71.6          | 76.2         | 66.4         | 79.2         | 73.2         | 62.7         | 70.8         |
| Older acquaintances  | 4.6           | 6.2          | 2.9          | 8.0          | 4.2          | 2.2          | 3.0          | 4.5             | 3.1          | 5.9          | 2.6          | 3.4          | 7.1          | 5.1          | 5.5           | 7.4          | 3.6          | 5.8          | 9.1          | 4.0          | 3.2          |
| Boyfriend/Girlfriend   | 9.8           | 12.0         | 6.9          | 11.5         | 13.1         | 6.1          | 7.9          | 0.5             | 0.2          | 0.8          |              | 0.3          |              | 1.4          | 2.9           | 3.0          | 2.9          | 2.0          | 4.0          | 1.7          | 4.1          |
| Teacher  | 7.7           | 5.7          | 9.8          | 7.0          | 4.2          | 8.9          | 10.9         | 0.2             | 0.2          | 0.3          | 0.4          |              | 0.4          | 0.3          | 0.4           | 0.3          | 0.6          |              | 0.5          | 1.1          |              |
| Doctor   | 16.3          | 13.4         | 19.1         | 10.6         | 16.8         | 16.8         | 21.8         | 0.6             | 0.7          | 0.5          |              | 1.1          | 0.4          | 0.6          | 2.7           | 2.6          | 2.9          | 1.3          | 3.9          | 1.2          | 4.8          |
| Stranger on internet   |               |              |              |              |              |              |              | 0.1             | 0.2          |              |              | 0.3          |              |              | 0.8           | 1.7          |              | 2.8          | 0.5          |              |              |
| Acquaintance on internet   | 14.7          | 17.7         | 11.6         | 16.4         | 18.8         | 16.2         | 6.7          | 0.8             | 1.7          |              | 3.4          | 0.6          |              |              | 0.5           | 1.1          |              | 2.1          |              |              |              |
| Other  |               |              |              |              |              |              |              | 3.2             | 0.5          | 5.5          | 0.4          | 0.8          | 4.8          | 5.8          | 1.4           | 0.5          | 2.3          |              | 1.1          | 2.8          | 1.6          |
| <b>Refuse to answer</b>  |               |              |              |              |              |              |              |                 |              |              |              |              |              |              | 3.4           | 2.0          | 4.9          | 1.8          | 2.3          | 6.9          | 2.6          |
| <b>TOTAL</b>   | <b>100.0</b>  | <b>100.0</b> | <b>100.0</b> | <b>100.0</b> | <b>100.0</b> | <b>100.0</b> | <b>100.0</b> | <b>100.0</b>    | <b>100.0</b> | <b>100.0</b> | <b>100.0</b> | <b>100.0</b> | <b>100.0</b> | <b>100.0</b> | <b>100.0</b>  | <b>100.0</b> | <b>100.0</b> | <b>100.0</b> | <b>100.0</b> | <b>100.0</b> | <b>100.0</b> |

**Table 5.**

**Distribution of adolescents (%) according to place and time of receiving knowledge regarding sex and reproductive health**

|  | Armenia      |              |              |              |              |              |              |    | Azerbaijan   |              |              |              |              |              |              |       | Georgia      |              |              |              |              |              |              |    |
|--|--------------|--------------|--------------|--------------|--------------|--------------|--------------|----|--------------|--------------|--------------|--------------|--------------|--------------|--------------|-------|--------------|--------------|--------------|--------------|--------------|--------------|--------------|----|
|  | Total        | Male         | Female       | Male age     |              | Female age   |              | N= |              | Total        | Male         | Female       | Male age     |              | Female age   |       | Total        | Male         | Female       | Male age     |              | Female age   |              | N= |
|  |              |              |              | 14-16        | 17-19        | 14-16        | 17-19        |    |              |              |              |              | 14-16        | 17-19        | 14-16        | 17-19 |              |              |              | 14-16        | 17-19        | 14-16        | 17-19        |    |
| <b>Shall it be taught or not</b>   |              |              |              |              |              |              |              |    |              |              |              |              |              |              |              |       |              |              |              |              |              |              |              |    |
| Yes, must be a course providing information about the issues related to sex    | 93.7         | 92.5         | 95.0         | 95.2         | 89.7         | 96.4         | 93.6         |    | 76.4         | 69.6         | 82.7         | 66.2         | 72.0         | 82.1         | 83.1         |       | 52.9         | 58.5         | 47.1         | 67.4         | 48.9         | 44.8         | 49.7         |    |
| No, must not be a course providing information about the issues related to sex | 3.0          | 4.4          | 1.7          | 1.6          | 7.2          | 1.2          | 2.1          |    | 20.5         | 25.9         | 15.4         | 29.9         | 23.2         | 15.7         | 15.2         |       | 36.5         | 35.4         | 37.7         | 29.0         | 42.3         | 37.0         | 38.3         |    |
| Don't know   | 3.3          | 3.2          | 3.4          | 3.2          | 3.1          | 2.4          | 4.3          |    | 3.1          | 4.4          | 1.9          | 3.8          | 4.8          | 2.2          | 1.7          |       | 10.6         | 6.1          | 15.2         | 3.6          | 8.8          | 18.2         | 12.0         |    |
| <b>TOTAL</b>   | <b>100.0</b> | <b>100.0</b> | <b>100.0</b> | <b>100.0</b> | <b>100.0</b> | <b>100.0</b> | <b>100.0</b> |    | <b>100.0</b> | <b>100.0</b> | <b>100.0</b> | <b>100.0</b> | <b>100.0</b> | <b>100.0</b> | <b>100.0</b> |       | <b>100.0</b> | <b>100.0</b> | <b>100.0</b> | <b>100.0</b> | <b>100.0</b> | <b>100.0</b> | <b>100.0</b> |    |
| <b>From which grade it shall be taught</b>                                     |              |              |              |              |              |              |              |    |              |              |              |              |              |              |              |       |              |              |              |              |              |              |              |    |
| V  | 10.1         | 14.8         | 5.4          | 15.3         | 14.4         | 6.2          | 4.6          |    | 3.2          | 3.4          | 3.0          | 1.2          | 4.8          | 3.0          | 3.1          |       | 2.8          | 5.4          | 0.3          | 6.2          | 4.5          |              | 0.6          |    |
| VI   | 14.8         | 20.0         | 9.6          | 15.3         | 24.7         | 11.3         | 8.0          |    | 2.1          | 2.2          | 2.1          | 2.6          | 2.0          | 2.2          | 2.0          |       | 0.7          | 0.4          | 1.0          | 0.8          |              | 1.3          | 0.6          |    |
| VII  | 26.5         | 26.6         | 26.4         | 30.5         | 22.7         | 30.0         | 22.7         |    | 3.7          | 4.6          | 2.9          | 4.3          | 4.8          | 2.6          | 3.1          |       | 3.9          | 4.2          | 3.6          | 4.2          | 4.2          | 3.2          | 3.9          |    |
| VIII   | 31.3         | 25.8         | 36.9         | 28.8         | 22.7         | 23.8         | 50.0         |    | 11.1         | 11.6         | 10.6         | 12.0         | 11.3         | 13.4         | 8.5          |       | 4.3          | 4.9          | 3.8          | 7.7          | 1.8          | 3.3          | 4.3          |    |
| IX   | 13.1         | 9.6          | 16.6         | 6.8          | 12.4         | 27.5         | 5.7          |    | 32.6         | 32.9         | 32.3         | 38.5         | 29.2         | 31.3         | 33.0         |       | 12.5         | 11.1         | 13.8         | 14.7         | 7.3          | 14.3         | 13.4         |    |
| X  | 3.0          | 1.9          | 4.0          | 1.7          | 2.1          | 1.2          | 6.8          |    | 19.2         | 17.7         | 20.5         | 17.1         | 18.1         | 23.5         | 18.3         |       | 15.8         | 17.3         | 14.0         | 19.1         | 15.5         | 16.8         | 11.0         |    |
| XI   | 0.7          | 0.9          | 0.6          | 1.6          |              |              | 1.1          |    | 18.3         | 12.6         | 23.6         | 11.1         | 13.6         | 20.1         | 26.2         |       | 10.6         | 10.9         | 10.3         | 12.7         | 8.9          | 9.8          | 11.0         |    |
| XII  | 0.5          | 0.4          | 0.5          |              | 1.0          |              | 1.1          |    |              |              |              |              |              |              |              |       | 4.0          | 3.0          | 5.0          | 1.4          | 4.8          | 1.9          | 8.3          |    |
| No, must not be a course providing information about the issues related to sex | -            | -            | -            | -            | -            | -            | -            |    | 5.9          | 10.1         | 1.9          | 9.4          | 10.5         | 1.5          | 2.3          |       | 38.6         | 36.6         | 40.8         | 29.1         | 44.6         | 41.0         | 40.5         |    |
| Don't know   | -            | -            | -            | -            | -            | -            | -            |    | 3.9          | 4.9          | 2.9          | 3.8          | 5.7          | 2.4          | 3.4          |       | 6.8          | 6.2          | 7.4          | 4.1          | 8.4          | 8.4          | 6.4          |    |
| Other  | -            | -            | -            | -            | -            | -            | -            |    |              |              | 0.2          |              |              |              | 0.1          |       |              |              |              |              |              |              |              |    |
| <b>TOTAL</b>   | <b>100.0</b> | <b>100.0</b> | <b>100.0</b> | <b>100.0</b> | <b>100.0</b> | <b>100.0</b> | <b>100.0</b> |    | <b>100.0</b> | <b>100.0</b> | <b>100.0</b> | <b>100.0</b> | <b>100.0</b> | <b>100.0</b> | <b>100.0</b> |       | <b>100.0</b> | <b>100.0</b> | <b>100.0</b> | <b>100.0</b> | <b>100.0</b> | <b>100.0</b> | <b>100.0</b> |    |

**Table 6.**  
**Distribution of adolescents (%) according to the opinion about who shall provide knowledge regarding issues related to sex and reproductive health**

|  | Armenia       |              |              |              |              |              |              | Azerbaijan      |              |              |              |              |              |              | Georgia       |              |              |              |              |              |              |              |              |              |
|--|---------------|--------------|--------------|--------------|--------------|--------------|--------------|-----------------|--------------|--------------|--------------|--------------|--------------|--------------|---------------|--------------|--------------|--------------|--------------|--------------|--------------|--------------|--------------|--------------|
|  | Total         | Male         | Female       | Male age     |              | Female age   |              | Total           | Male         | Female       | Male age     |              | Female age   |              | Total         | Male         | Female       | Male age     |              | Female age   |              |              |              |              |
|  |               |              |              | 14-16        | 17-19        | 14-16        | 17-19        |                 |              |              | 14-16        | 17-19        | 14-16        | 17-19        |               |              |              | 14-16        | 17-19        | 14-16        | 17-19        |              |              |              |
| <b>Who shall be teaching</b>                             | <b>N= 324</b> |              |              |              |              |              |              | <b>N=</b>       |              |              |              |              |              |              | <b>N= 368</b> |              |              |              |              |              |              |              |              |              |
| <b>A woman or a man according to sex of schoolchild:</b> |               |              |              |              |              |              |              |                 |              |              |              |              |              |              |               |              |              |              |              |              |              |              |              |              |
| Biology teacher  |               |              |              |              |              |              |              |                 |              |              |              |              |              |              |               |              |              | 25.1         | 28.7         | 21.8         | 30.4         | 26.6         | 25.1         | 17.7         |
| Other teacher  |               |              |              |              |              |              |              |                 |              |              |              |              |              |              |               |              |              | 1.7          | 1.5          | 2.0          | 1.2          | 1.8          | 3.6          |              |
| Class-master   |               |              |              |              |              |              |              |                 |              |              |              |              |              |              |               |              |              | 7.5          | 7.0          | 8.0          | 6.3          | 7.8          | 3.7          | 13.2         |
| School doctor  |               |              |              |              |              |              |              |                 |              |              |              |              |              |              |               |              |              | 59.4         | 59.4         | 59.3         | 60.8         | 57.6         | 59.1         | 59.5         |
| Specially trained teacher                                | 10.9          | 12.3         | 9.5          | 10.2         | 14.4         | 8.8          | 10.2         |                 |              |              |              |              |              |              |               |              |              | 6.0          | 3.4          | 8.3          | 1.3          | 6.2          | 7.3          | 9.6          |
| Doctor   |               |              |              |              |              |              |              |                 |              |              |              |              |              |              |               |              |              | 0.3          |              | 0.6          |              |              | 1.2          |              |
| Other  |               |              |              |              |              |              |              |                 |              |              |              |              |              |              |               |              |              |              |              |              |              |              |              |              |
| <b>TOTAL</b>   |               |              |              |              |              |              |              |                 |              |              |              |              |              |              |               |              |              | <b>100.0</b> | <b>100.0</b> | <b>100.0</b> | <b>100.0</b> | <b>100.0</b> | <b>100.0</b> | <b>100.0</b> |
| <b>One for both sexes</b>                                |               |              |              |              |              |              |              |                 |              |              |              |              |              |              |               |              |              |              |              |              |              |              |              |              |
| Biology teacher  | 16.2          | 13.5         | 18.8         | 13.6         | 13.4         | 26.3         | 11.4         |                 |              |              |              |              |              |              |               |              |              | 20.2         | 22.6         | 15.3         | 19.6         | 27.3         | 15.6         | 15.2         |
| Other teacher  |               |              |              |              |              |              |              |                 |              |              |              |              |              |              |               |              |              | 7.9          | 8.2          | 7.3          | 8.8          | 7.1          | 7.7          | 7.0          |
| Class-master   | 2.8           | 5.6          |              | 5.1          | 6.2          |              |              |                 |              |              |              |              |              |              |               |              |              | 5.6          | 3.8          | 9.1          | 3.2          | 4.6          | 15.6         | 4.5          |
| School doctor  | 26.4          | 22.7         | 30.1         | 23.7         | 21.7         | 23.8         | 36.4         |                 |              |              |              |              |              |              |               |              |              | 47.1         | 47.1         | 47.3         | 54.2         | 36.2         | 46.0         | 48.1         |
| Specially trained teacher                                | 38.6          | 38.8         | 38.5         | 37.3         | 40.2         | 35.0         | 42.0         |                 |              |              |              |              |              |              |               |              |              | 8.7          | 8.4          | 9.4          | 8.4          | 8.4          |              | 16.1         |
| Doctor   | 5.1           | 7.1          | 3.1          | 10.1         | 4.1          | 6.1          |              |                 |              |              |              |              |              |              |               |              |              | 10.5         | 9.9          | 11.6         | 5.8          | 16.4         | 15.1         | 9.1          |
| Other  |               |              |              |              |              |              |              |                 |              |              |              |              |              |              |               |              |              |              |              |              |              |              |              |              |
| <b>TOTAL</b>   | <b>100.0</b>  | <b>100.0</b> | <b>100.0</b> | <b>100.0</b> | <b>100.0</b> | <b>100.0</b> | <b>100.0</b> |                 |              |              |              |              |              |              |               |              |              | <b>100.0</b> | <b>100.0</b> | <b>100.0</b> | <b>100.0</b> | <b>100.0</b> | <b>100.0</b> | <b>100.0</b> |
| <b>Age of the educator</b>                               | <b>N= 324</b> |              |              |              |              |              |              | <b>N= 1,090</b> |              |              |              |              |              |              | <b>N= 368</b> |              |              |              |              |              |              |              |              |              |
| <b>Under 30</b>  | 55.0          | 54.1         | 55.8         | 57.6         | 50.5         | 51.3         | 60.2         | 34.0            | 30.3         | 37.2         | 32.0         | 29.1         | 38.1         | 36.5         | 39.8          | 51.4         | 26.8         | 57.7         | 42.9         | 27.1         | 26.6         |              |              |              |
| 30-39 years  | 34.6          | 35.2         | 33.9         | 32.2         | 38.1         | 31.3         | 36.4         | 45.7            | 45.5         | 45.9         | 46.8         | 44.6         | 45.5         | 46.1         | 41.4          | 33.0         | 50.7         | 30.3         | 36.7         | 53.1         | 48.0         |              |              |              |
| 40-49 years  | 6.5           | 6.2          | 6.7          | 5.1          | 7.2          | 10.0         | 3.4          | 18.7            | 21.8         | 16.1         | 20.7         | 22.6         | 14.8         | 17.1         | 8.9           | 4.9          | 13.5         | 2.6          | 8.0          | 11.5         | 15.7         |              |              |              |
| 50 and Over  | 3.9           | 4.5          | 3.6          | 5.1          | 4.2          | 7.4          |              | 1.6             | 2.4          | 0.8          | 0.5          | 3.7          | 1.6          | 0.3          | 1.9           | 2.5          | 1.2          | 1.9          | 3.4          |              | 2.4          |              |              |              |
| No answer  |               |              |              |              |              |              |              |                 |              |              |              |              |              |              | 8.0           | 8.2          | 7.8          | 7.5          | 9.0          | 8.3          | 7.3          |              |              |              |
| <b>TOTAL</b>   | <b>100.0</b>  | <b>100.0</b> | <b>100.0</b> | <b>100.0</b> | <b>100.0</b> | <b>100.0</b> | <b>100.0</b> | <b>100.0</b>    | <b>100.0</b> | <b>100.0</b> | <b>100.0</b> | <b>100.0</b> | <b>100.0</b> | <b>100.0</b> | <b>100.0</b>  | <b>100.0</b> | <b>100.0</b> | <b>100.0</b> | <b>100.0</b> | <b>100.0</b> | <b>100.0</b> | <b>100.0</b> |              |              |



**Table 7.**  
**Distribution of adolescents (%) according to types and sufficiency of information received with regard to some issues related to sex and reproductive health**

|   | Armenia |      |        |          |       |            |       |      | Azerbaijan |       |      |        |          |       |            |       | Georgia |      |       |      |        |          |       |            |       |    |  |
|---|---------|------|--------|----------|-------|------------|-------|------|------------|-------|------|--------|----------|-------|------------|-------|---------|------|-------|------|--------|----------|-------|------------|-------|----|--|
|   | Total   | Male | Female | Male age |       | Female age |       | N=   |            | Total | Male | Female | Male age |       | Female age |       | N=      |      | Total | Male | Female | Male age |       | Female age |       | N= |  |
|   |         |      |        | 14-16    | 17-19 | 14-16      | 17-19 |      |            |       |      |        | 14-16    | 17-19 | 14-16      | 17-19 |         |      |       |      |        | 14-16    | 17-19 | 14-16      | 17-19 |    |  |
| <b>Considers the information as sufficient</b>    |         |      |        |          |       |            |       |      |            |       |      |        |          |       |            |       |         |      |       |      |        |          |       |            |       |    |  |
| Sexual intercourse                                | 40.0    | 56.3 | 23.6   | 54.8     | 57.7  | 20.5       | 26.6  | 62.0 | 86.2       | 39.2  | 85.0 | 87.0   | 31.3     | 45.1  | 63.2       | 78.8  | 47.3    | 66.7 | 91.9  | 41.1 | 53.8   |          |       |            |       |    |  |
| Pregnancy   | 30.5    | 36.1 | 24.9   | 37.1     | 35.1  | 25.3       | 24.5  | 54.5 | 62.0       | 47.4  | 62.4 | 61.8   | 38.4     | 54.1  | 46.6       | 45.2  | 47.9    | 38.2 | 52.8  | 44.9 | 51.2   |          |       |            |       |    |  |
| Pregnancy identification                          | 16.6    | 15.6 | 17.5   | 17.7     | 13.4  | 16.9       | 18.1  | 44.0 | 51.8       | 36.6  | 49.1 | 53.5   | 27.2     | 43.7  | 32.7       | 23.5  | 42.0    | 22.9 | 24.2  | 36.6 | 47.8   |          |       |            |       |    |  |
| Pregnancy flow                                    | 14.2    | 12.4 | 15.9   | 14.5     | 10.3  | 15.7       | 16.0  | 43.4 | 49.4       | 37.7  | 45.7 | 51.8   | 30.2     | 43.4  | 23.7       | 20.2  | 27.4    | 22.3 | 17.9  | 29.3 | 25.3   |          |       |            |       |    |  |
| Birth (delivery)                                  | 11.6    | 10.3 | 12.9   | 11.3     | 9.3   | 10.8       | 14.9  | 45.3 | 51.6       | 39.3  | 50.9 | 52.1   | 29.5     | 46.8  | 32.0       | 28.1  | 36.1    | 29.2 | 26.9  | 36.6 | 35.6   |          |       |            |       |    |  |
| Sexually transmitted infection (STI) and AIDS/HIV | 47.0    | 53.0 | 40.9   | 56.5     | 49.5  | 44.6       | 37.2  | 61.7 | 78.0       | 46.4  | 76.9 | 78.8   | 36.9     | 53.5  | 39.4       | 43.2  | 35.5    | 36.8 | 50.1  | 34.0 | 37.2   |          |       |            |       |    |  |
| Sexual continence                                 | 24.0    | 26.8 | 21.1   | 37.1     | 16.5  | 14.5       | 27.7  | 51.6 | 73.9       | 30.5  | 69.7 | 76.8   | 22.8     | 36.3  | 37.4       | 47.3  | 27.3    | 45.0 | 49.6  | 28.8 | 25.8   |          |       |            |       |    |  |
| Pregnancy prevention (contraception)              | 46.0    | 66.0 | 26.0   | 62.9     | 69.1  | 16.9       | 35.1  | 50.3 | 66.3       | 35.3  | 60.7 | 70.0   | 25.4     | 42.8  | 38.3       | 39.9  | 36.5    | 37.1 | 43.0  | 33.4 | 39.9   |          |       |            |       |    |  |
| Undesirable pregnancy interruption                | 61.1    | 62.7 | 59.4   | 67.7     | 57.7  | 78.3       | 40.4  | 43.6 | 51.6       | 36.1  | 47.4 | 54.4   | 24.3     | 45.1  | 36.9       | 36.4  | 37.4    | 36.7 | 36.0  | 32.8 | 42.4   |          |       |            |       |    |  |
| STD and AIDS prevention                           | 57.9    | 57.8 | 57.9   | 66.1     | 49.5  | 43.4       | 72.3  | 46.9 | 68.7       | 26.5  | 65.0 | 71.1   | 16.8     | 33.8  | 35.7       | 41.2  | 30.1    | 33.4 | 49.6  | 28.1 | 32.2   |          |       |            |       |    |  |
| Self-satisfaction of sexual desires               | 12.8    | 21.6 | 4.0    | 19.4     | 23.7  | 3.6        | 4.3   | 38.8 | 57.8       | 21.0  | 51.3 | 62.0   | 14.6     | 25.9  | 34.3       | 52.0  | 16.2    | 45.4 | 59.0  | 16.4 | 15.9   |          |       |            |       |    |  |
| Other – puberty                                   | 61.3    | 54.7 | 67.9   | 62.9     | 46.4  | 78.3       | 57.4  |      |            |       |      |        |          |       |            |       |         |      |       |      |        |          |       |            |       |    |  |
| <b>Needs more information</b>                     |         |      |        |          |       |            |       |      |            |       |      |        |          |       |            |       |         |      |       |      |        |          |       |            |       |    |  |
| Sexual intercourse                                | 55.7    | 37.7 | 73.7   | 40.3     | 35.1  | 78.3       | 69.1  | 38.0 | 13.8       | 60.8  | 15.0 | 13.0   | 68.7     | 54.9  | 33.2       | 19.1  | 47.7    | 29.8 | 7.5   | 53.1 | 41.9   |          |       |            |       |    |  |
| Pregnancy   | 63.2    | 54.1 | 72.3   | 59.7     | 48.5  | 71.1       | 73.4  | 45.5 | 38.0       | 52.6  | 37.6 | 38.2   | 61.6     | 45.9  | 47.8       | 47.5  | 48.2    | 55.7 | 38.6  | 49.4 | 46.9   |          |       |            |       |    |  |
| Pregnancy identification                          | 61.1    | 47.6 | 74.6   | 69.4     | 25.8  | 74.7       | 74.5  | 56.0 | 48.2       | 63.4  | 50.9 | 46.5   | 72.8     | 56.3  | 49.7       | 55.5  | 43.9    | 58.5 | 52.3  | 47.3 | 40.1   |          |       |            |       |    |  |
| Pregnancy flow                                    | 73.2    | 69.3 | 77.1   | 69.4     | 69.1  | 80.7       | 73.4  | 56.6 | 50.6       | 62.3  | 54.3 | 48.2   | 69.8     | 56.6  | 57.2       | 57.9  | 56.5    | 57.8 | 58.0  | 52.6 | 60.7   |          |       |            |       |    |  |
| Birth (delivery)                                  | 76.5    | 69.8 | 83.1   | 83.9     | 55.7  | 83.1       | 83.0  | 54.7 | 48.4       | 60.7  | 49.1 | 47.9   | 70.5     | 53.2  | 49.4       | 50.3  | 48.4    | 51.5 | 49.0  | 47.3 | 49.5   |          |       |            |       |    |  |
| Sexually transmitted infection (STI) and AIDS/HIV | 47.2    | 39.8 | 54.5   | 40.3     | 39.2  | 49.4       | 59.6  | 38.3 | 22.0       | 53.6  | 23.1 | 21.2   | 63.1     | 46.5  | 44.5       | 38.2  | 50.8    | 46.6 | 29.3  | 51.2 | 50.5   |          |       |            |       |    |  |
| Sexual continence                                 | 56.2    | 36.9 | 75.5   | 38.7     | 35.1  | 81.9       | 69.1  | 48.4 | 26.1       | 69.5  | 30.3 | 23.2   | 77.2     | 63.7  | 44.4       | 33.6  | 55.4    | 37.0 | 29.9  | 52.4 | 58.5   |          |       |            |       |    |  |
| Pregnancy prevention (contraception)              | 50.9    | 31.1 | 70.6   | 32.3     | 29.9  | 78.3       | 62.8  | 49.7 | 33.7       | 64.7  | 39.3 | 30.0   | 74.6     | 57.2  | 43.7       | 39.3  | 48.2    | 44.3 | 34.1  | 49.8 | 46.4   |          |       |            |       |    |  |
| Undesirable pregnancy interruption                | 37.4    | 35.9 | 38.9   | 30.6     | 41.2  | 19.3       | 58.5  | 56.4 | 48.4       | 63.9  | 52.6 | 45.6   | 75.7     | 54.9  | 44.5       | 42.0  | 46.9    | 44.7 | 39.2  | 49.8 | 43.9   |          |       |            |       |    |  |
| STD and AIDS prevention                           | 44.4    | 50.6 | 38.2   | 51.6     | 49.5  | 51.8       | 24.5  | 53.1 | 31.3       | 73.5  | 35.0 | 28.9   | 83.2     | 66.2  | 49.1       | 42.4  | 56.0    | 50.0 | 34.2  | 57.1 | 54.9   |          |       |            |       |    |  |
| Self-satisfaction of sexual desires               | 41.0    | 50.0 | 32.0   | 74.2     | 25.8  | 27.7       | 36.2  | 61.2 | 42.2       | 79.0  | 48.7 | 38.0   | 85.4     | 74.1  | 45.8       | 27.5  | 64.5    | 34.4 | 20.0  | 62.9 | 66.2   |          |       |            |       |    |  |
| Other - puberty                                   | 31.1    | 41.4 | 20.8   | 32.3     | 50.5  | 19.3       | 22.3  |      |            |       |      |        |          |       |            |       |         |      |       |      |        |          |       |            |       |    |  |

Table 8.

## Distribution of adolescents (%) according to knowledge about period of sexual maturity

|  | Armenia       |              |              |              |              |              |              | Azerbaijan      |              |              |              |              |              |              | Georgia       |              |              |              |              |              |              |
|--|---------------|--------------|--------------|--------------|--------------|--------------|--------------|-----------------|--------------|--------------|--------------|--------------|--------------|--------------|---------------|--------------|--------------|--------------|--------------|--------------|--------------|
|  | Total         | Male         | Female       | Male age     |              | Female age   |              | Total           | Male         | Female       | Male age     |              | Female age   |              | Total         | Male         | Female       | Male age     |              | Female age   |              |
|  |               |              |              | 14-16        | 17-19        | 14-16        | 17-19        |                 |              |              | 14-16        | 17-19        | 14-16        | 17-19        |               |              |              | 14-16        | 17-19        | 14-16        | 17-19        |
| <b>Difference according to external genitals of women and men</b>  | <b>N= 336</b> |              |              |              |              |              |              | <b>N= 1,210</b> |              |              |              |              |              |              | <b>N= 600</b> |              |              |              |              |              |              |
| Knows  | 100.0         | 100.0        | 100.0        | 100.0        | 100.0        | 100.0        | 100.0        | 98.4            | 99.1         | 97.8         | 98.7         | 99.4         | 97.0         | 98.3         | 95.7          | 98.1         | 93.3         | 98.0         | 98.2         | 93.6         | 93.1         |
| Does not know  |               |              |              |              |              |              |              | 1.6             | 0.9          | 2.2          | 1.3          | 0.6          | 3.0          | 1.7          | 3.3           | 0.9          | 5.7          | 0.6          | 1.2          | 4.5          | 6.9          |
| Refuse to answer   |               |              |              |              |              |              |              |                 |              |              |              |              |              |              | 1.0           | 1.0          | 1.0          | 1.4          | 0.6          | 1.9          |              |
| <b>TOTAL</b>   | <b>100.0</b>  | <b>100.0</b> | <b>100.0</b> | <b>100.0</b> | <b>100.0</b> | <b>100.0</b> | <b>100.0</b> | <b>100.0</b>    | <b>100.0</b> | <b>100.0</b> | <b>100.0</b> | <b>100.0</b> | <b>100.0</b> | <b>100.0</b> | <b>100.0</b>  | <b>100.0</b> | <b>100.0</b> | <b>100.0</b> | <b>100.0</b> | <b>100.0</b> | <b>100.0</b> |
| <b>Difference according to internal genitals of women and men</b>  | <b>N= 336</b> |              |              |              |              |              |              | <b>N= 1,210</b> |              |              |              |              |              |              | <b>N= 600</b> |              |              |              |              |              |              |
| Knows  | 90.0          | 90.0         | 90.0         | 80.0         | 100.0        | 80.0         | 100.0        | 93.9            | 93.9         | 93.9         | 92.7         | 94.6         | 92.9         | 94.6         | 62.8          | 71.0         | 54.4         | 62.0         | 80.7         | 44.9         | 64.4         |
| Does not know  | 10.0          | 10.0         | 10.0         | 20.0         |              | 20.0         |              | 6.1             | 6.1          | 6.1          | 7.3          | 5.4          | 7.1          | 5.4          | 33.8          | 25.8         | 42.0         | 34.0         | 16.9         | 49.2         | 34.5         |
| Refuse to answer   |               |              |              |              |              |              |              |                 |              |              |              |              |              |              | 3.4           | 3.2          | 3.6          | 4.0          | 2.4          | 5.9          | 1.1          |
| <b>TOTAL</b>   | <b>100.0</b>  | <b>100.0</b> | <b>100.0</b> | <b>100.0</b> | <b>100.0</b> | <b>100.0</b> | <b>100.0</b> | <b>100.0</b>    | <b>100.0</b> | <b>100.0</b> | <b>100.0</b> | <b>100.0</b> | <b>100.0</b> | <b>100.0</b> | <b>100.0</b>  | <b>100.0</b> | <b>100.0</b> | <b>100.0</b> | <b>100.0</b> | <b>100.0</b> | <b>100.0</b> |
| <b>Starting of menstruation among the girls at 7 years of age is a normal occurrence</b>                         | <b>N= 336</b> |              |              |              |              |              |              | <b>N= 1,210</b> |              |              |              |              |              |              | <b>N= 600</b> |              |              |              |              |              |              |
| TRUE   |               |              |              |              |              |              |              | 18.8            | 30.8         | 7.5          | 29.1         | 32.0         | 8.2          | 7.0          | 4.1           | 7.1          | 1.0          | 8.3          | 5.8          |              | 2.0          |
| FALSE  | 100.0         | 100.0        | 100.0        | 100.0        | 100.0        | 100.0        | 100.0        | 76.1            | 58.8         | 92.5         | 58.5         | 58.9         | 91.8         | 93.0         | 78.4          | 62.4         | 94.8         | 58.7         | 66.2         | 94.8         | 94.9         |
| Refuse to answer   |               |              |              |              |              |              |              | 5.1             | 10.4         |              | 12.4         | 9.1          |              |              | 17.5          | 30.5         | 4.2          | 33.0         | 28.0         | 5.2          | 3.1          |
| <b>TOTAL</b>   | <b>100.0</b>  | <b>100.0</b> | <b>100.0</b> | <b>100.0</b> | <b>100.0</b> | <b>100.0</b> | <b>100.0</b> | <b>100.0</b>    | <b>100.0</b> | <b>100.0</b> | <b>100.0</b> | <b>100.0</b> | <b>100.0</b> | <b>100.0</b> | <b>100.0</b>  | <b>100.0</b> | <b>100.0</b> | <b>100.0</b> | <b>100.0</b> | <b>100.0</b> | <b>100.0</b> |
| <b>Growth of mamma among girls from 9 years of age is normal</b>   | <b>N= 336</b> |              |              |              |              |              |              | <b>N= 1,210</b> |              |              |              |              |              |              | <b>N= 600</b> |              |              |              |              |              |              |
| TRUE   |               |              |              |              |              |              |              | 48.0            | 67.5         | 29.7         | 67.1         | 67.7         | 31.7         | 28.2         | 36.7          | 33.9         | 39.7         | 33.2         | 34.7         | 35.7         | 43.8         |
| FALSE  | 100.0         | 100.0        | 100.0        | 100.0        | 100.0        | 100.0        | 100.0        | 47.9            | 24.0         | 70.3         | 23.1         | 24.6         | 68.3         | 71.8         | 42.6          | 33.3         | 52.0         | 31.2         | 35.5         | 54.5         | 49.4         |
| Refuse to answer   |               |              |              |              |              |              |              | 4.1             | 8.5          |              | 9.8          | 7.6          |              |              | 20.7          | 32.8         | 8.3          | 35.6         | 29.8         | 9.8          | 6.8          |
| <b>TOTAL</b>   | <b>100.0</b>  | <b>100.0</b> | <b>100.0</b> | <b>100.0</b> | <b>100.0</b> | <b>100.0</b> | <b>100.0</b> | <b>100.0</b>    | <b>100.0</b> | <b>100.0</b> | <b>99.9</b>  | <b>100.0</b> | <b>100.0</b> | <b>100.0</b> | <b>100.0</b>  | <b>100.0</b> | <b>100.0</b> | <b>100.0</b> | <b>100.0</b> | <b>100.0</b> | <b>100.0</b> |
| <b>Nonexistence of menstruations among girls at 16 years of age is indicative of the late sexual development</b> | <b>N= 336</b> |              |              |              |              |              |              | <b>N= 1,210</b> |              |              |              |              |              |              | <b>N= 600</b> |              |              |              |              |              |              |
| TRUE   | 88.8          | 92.5         | 85.0         | 90.0         | 95.0         | 80.0         | 90.0         | 68.0            | 72.6         | 63.7         | 72.2         | 72.8         | 65.3         | 62.5         | 63.2          | 51.0         | 75.7         | 46.2         | 56.3         | 72.7         | 78.9         |
| FALSE  | 11.3          | 7.5          | 15.0         | 10.0         | 5.0          | 20.0         | 10.0         | 28.3            | 19.8         | 36.3         | 18.8         | 20.4         | 34.7         | 37.5         | 19.6          | 20.2         | 19.0         | 24.6         | 15.4         | 19.5         | 18.4         |
| Refuse to answer   |               |              |              |              |              |              |              | 3.7             | 7.6          |              | 9.0          | 6.8          |              |              | 17.2          | 28.8         | 5.3          | 29.2         | 28.3         | 7.8          | 2.7          |
| <b>TOTAL</b>   | <b>100.0</b>  | <b>100.0</b> | <b>100.0</b> | <b>100.0</b> | <b>100.0</b> | <b>100.0</b> | <b>100.0</b> | <b>100.0</b>    | <b>100.0</b> | <b>100.0</b> | <b>100.0</b> | <b>100.0</b> | <b>100.0</b> | <b>100.0</b> | <b>100.0</b>  | <b>100.0</b> | <b>100.0</b> | <b>100.0</b> | <b>100.0</b> | <b>100.0</b> | <b>100.0</b> |
| <b>Underdevelopment of mamma among the girls at 15 years of the age is a normal occurrence</b>                   | <b>N= 336</b> |              |              |              |              |              |              | <b>N= 1,210</b> |              |              |              |              |              |              | <b>N= 600</b> |              |              |              |              |              |              |
| TRUE   | 100.0         | 100.0        | 100.0        | 100.0        | 100.0        | 100.0        | 100.0        | 51.5            | 67.0         | 36.9         | 64.1         | 68.8         | 38.8         | 35.5         | 17.3          | 19.5         | 15.2         | 17.8         | 21.3         | 14.3         | 16.1         |
| FALSE  |               |              |              |              |              |              |              | 46.7            | 29.6         | 62.8         | 31.6         | 28.3         | 61.2         | 63.9         | 61.6          | 48.9         | 74.5         | 48.9         | 48.9         | 71.4         | 77.9         |
| Refuse to answer   |               |              |              |              |              |              |              | 1.8             | 3.4          | 0.3          | 4.3          | 2.9          |              | 0.6          | 21.1          | 31.6         | 10.3         | 33.3         | 29.8         | 14.3         | 6.0          |
| <b>TOTAL</b>   | <b>100.0</b>  | <b>100.0</b> | <b>100.0</b> | <b>100.0</b> | <b>100.0</b> | <b>100.0</b> | <b>100.0</b> | <b>100.0</b>    | <b>100.0</b> | <b>100.0</b> | <b>100.0</b> | <b>100.0</b> | <b>100.0</b> | <b>100.0</b> | <b>100.0</b>  | <b>100.0</b> | <b>100.0</b> | <b>100.0</b> | <b>100.0</b> | <b>100.0</b> | <b>100.0</b> |

Table 8. (Continued)

Distribution of adolescents (%) according to knowledge about period of sexual maturity

|   | Armenia      |              |              |              |              |              |              | Azerbaijan   |              |              |              |              |              |              | Georgia      |              |              |              |              |              |              |  |  |  |  |
|---|--------------|--------------|--------------|--------------|--------------|--------------|--------------|--------------|--------------|--------------|--------------|--------------|--------------|--------------|--------------|--------------|--------------|--------------|--------------|--------------|--------------|--|--|--|--|
|   | Total        | Male         | Female       | Male age     |              | Female age   |              | Total        | Male         | Female       | Male age     |              | Female age   |              | Total        | Male         | Female       | Male age     |              | Female age   |              |  |  |  |  |
|   |              |              |              | 14-16        | 17-19        | 14-16        | 17-19        |              |              |              | 14-16        | 17-19        | 14-16        | 17-19        |              |              |              | 14-16        | 17-19        | 14-16        | 17-19        |  |  |  |  |
| <b>The first sign of sexual maturity among the girls is start of menstruation</b>                             |              |              |              |              |              |              |              |              |              |              |              |              |              |              |              |              |              |              |              |              |              |  |  |  |  |
|   |              |              |              |              |              |              |              |              |              |              |              |              |              |              |              |              |              |              |              |              |              |  |  |  |  |
|   |              |              |              |              |              |              |              |              |              |              |              |              |              |              |              |              |              |              |              |              |              |  |  |  |  |
| TRUE  | 100.0        | 100.0        | 100.0        | 100.0        | 100.0        | 100.0        | 100.0        | 84.6         | 81.1         | 88.0         | 80.3         | 81.6         | 84.3         | 90.7         | 56.4         | 46.0         | 67.1         | 42.9         | 49.3         | 68.2         | 65.9         |  |  |  |  |
| FALSE   |              |              |              |              |              |              |              | 12.5         | 13.3         | 11.7         | 11.5         | 14.4         | 15.3         | 9.0          | 22.4         | 20.6         | 24.1         | 21.5         | 19.8         | 18.8         | 29.8         |  |  |  |  |
| Refuse to answer  |              |              |              |              |              |              |              | 2.9          | 5.6          | 0.3          | 8.2          | 4.0          | 0.4          | 0.3          | 21.2         | 33.4         | 8.8          | 35.6         | 30.9         | 13.0         | 4.3          |  |  |  |  |
| <b>TOTAL</b>  | <b>100.0</b> | <b>100.0</b> | <b>100.0</b> | <b>100.0</b> | <b>100.0</b> | <b>100.0</b> | <b>100.0</b> | <b>100.0</b> | <b>100.0</b> | <b>100.0</b> | <b>100.0</b> | <b>100.0</b> | <b>100.0</b> | <b>100.0</b> | <b>100.0</b> | <b>100.0</b> | <b>100.0</b> | <b>100.0</b> | <b>100.0</b> | <b>100.0</b> | <b>100.0</b> |  |  |  |  |
| <b>The first sign of sexual maturity among the girls is growth of mammae</b>                                  |              |              |              |              |              |              |              |              |              |              |              |              |              |              |              |              |              |              |              |              |              |  |  |  |  |
|   |              |              |              |              |              |              |              |              |              |              |              |              |              |              |              |              |              |              |              |              |              |  |  |  |  |
|   |              |              |              |              |              |              |              |              |              |              |              |              |              |              |              |              |              |              |              |              |              |  |  |  |  |
| TRUE  | 100.0        | 100.0        | 100.0        | 100.0        | 100.0        | 100.0        | 100.0        | 84.5         | 82.1         | 86.8         | 79.5         | 83.9         | 85.1         | 88.2         | 57.7         | 49.4         | 66.2         | 45.2         | 54.0         | 70.7         | 61.4         |  |  |  |  |
| FALSE   |              |              |              |              |              |              |              | 13.5         | 14.1         | 12.8         | 16.2         | 12.7         | 14.2         | 11.8         | 20.6         | 18.5         | 22.6         | 22.8         | 13.8         | 15.0         | 30.7         |  |  |  |  |
| Do not know   |              |              |              |              |              |              |              | 2.0          | 3.8          | 0.4          | 4.3          | 3.4          | 0.7          |              | 21.7         | 32.1         | 11.2         | 32.0         | 32.2         | 14.3         | 7.9          |  |  |  |  |
| <b>TOTAL</b>  | <b>100.0</b> | <b>100.0</b> | <b>100.0</b> | <b>100.0</b> | <b>100.0</b> | <b>100.0</b> | <b>100.0</b> | <b>100.0</b> | <b>100.0</b> | <b>100.0</b> | <b>100.0</b> | <b>100.0</b> | <b>100.0</b> | <b>100.0</b> | <b>100.0</b> | <b>100.0</b> | <b>100.0</b> | <b>100.0</b> | <b>100.0</b> | <b>100.0</b> | <b>100.0</b> |  |  |  |  |
| <b>Permanent severe painful menstruation, which require use of analgesics is a normal occurrence</b>          |              |              |              |              |              |              |              |              |              |              |              |              |              |              |              |              |              |              |              |              |              |  |  |  |  |
|   |              |              |              |              |              |              |              |              |              |              |              |              |              |              |              |              |              |              |              |              |              |  |  |  |  |
|   |              |              |              |              |              |              |              |              |              |              |              |              |              |              |              |              |              |              |              |              |              |  |  |  |  |
| TRUE  |              |              |              |              |              |              |              | 63.2         | 63.7         | 62.8         | 56.0         | 68.8         | 63.1         | 62.5         | 33.3         | 27.6         | 39.2         | 24.1         | 31.3         | 35.8         | 43.0         |  |  |  |  |
| FALSE   | 100.0        | 100.0        | 100.0        | 100.0        | 100.0        | 100.0        | 100.0        | 31.4         | 25.6         | 36.9         | 31.2         | 21.8         | 36.2         | 37.5         | 43.7         | 35.1         | 52.4         | 37.6         | 32.5         | 51.8         | 53.0         |  |  |  |  |
| Do not know   |              |              |              |              |              |              |              | 5.4          | 10.7         | 0.3          | 12.8         | 9.3          | 0.7          |              | 23.0         | 37.3         | 8.4          | 38.3         | 36.2         | 12.4         | 4.0          |  |  |  |  |
| <b>TOTAL</b>  | <b>100.0</b> | <b>100.0</b> | <b>100.0</b> | <b>100.0</b> | <b>100.0</b> | <b>100.0</b> | <b>100.0</b> | <b>100.0</b> | <b>100.0</b> | <b>100.0</b> | <b>100.0</b> | <b>99.9</b>  | <b>100.0</b> | <b>100.0</b> | <b>100.0</b> | <b>100.0</b> | <b>100.0</b> | <b>100.0</b> | <b>100.0</b> | <b>100.0</b> | <b>100.0</b> |  |  |  |  |
| <b>Menstrual discharge for more than 8 days is abnormality of the cycle</b>                                   |              |              |              |              |              |              |              |              |              |              |              |              |              |              |              |              |              |              |              |              |              |  |  |  |  |
|   |              |              |              |              |              |              |              |              |              |              |              |              |              |              |              |              |              |              |              |              |              |  |  |  |  |
|   |              |              |              |              |              |              |              |              |              |              |              |              |              |              |              |              |              |              |              |              |              |  |  |  |  |
| TRUE  | 58.8         | 42.5         | 75.0         | 35.0         | 50.0         | 70.0         | 80.0         | 55.3         | 59.1         | 51.7         | 56.4         | 60.9         | 49.3         | 53.5         | 36.8         | 29.5         | 44.2         | 27.7         | 31.5         | 41.0         | 47.7         |  |  |  |  |
| FALSE   | 30.0         | 35.0         | 25.0         | 45.0         | 25.0         | 30.0         | 20.0         | 38.4         | 28.3         | 48.0         | 29.1         | 27.8         | 50.0         | 46.5         | 37.2         | 28.5         | 46.2         | 29.6         | 27.1         | 44.0         | 48.5         |  |  |  |  |
| Do not know   | 11.3         | 22.5         |              | 20.0         | 25.0         |              |              | 6.3          | 12.6         | 0.3          | 14.5         | 11.3         | 0.7          |              | 26.0         | 42.0         | 9.6          | 42.7         | 41.4         | 15.0         | 3.8          |  |  |  |  |
| <b>TOTAL</b>  | <b>100.0</b> | <b>100.0</b> | <b>100.0</b> | <b>100.0</b> | <b>100.0</b> | <b>100.0</b> | <b>100.0</b> | <b>100.0</b> | <b>100.0</b> | <b>100.0</b> | <b>100.0</b> | <b>100.0</b> | <b>100.0</b> | <b>100.0</b> | <b>100.0</b> | <b>100.0</b> | <b>100.0</b> | <b>100.0</b> | <b>100.0</b> | <b>100.0</b> | <b>100.0</b> |  |  |  |  |
| <b>During the period of sexual maturity rash may appear on faces of both the boys and the girls</b>           |              |              |              |              |              |              |              |              |              |              |              |              |              |              |              |              |              |              |              |              |              |  |  |  |  |
|   |              |              |              |              |              |              |              |              |              |              |              |              |              |              |              |              |              |              |              |              |              |  |  |  |  |
|   |              |              |              |              |              |              |              |              |              |              |              |              |              |              |              |              |              |              |              |              |              |  |  |  |  |
| TRUE  | 100.0        | 100.0        | 100.0        | 100.0        | 100.0        | 100.0        | 100.0        | 88.5         | 83.8         | 92.9         | 81.2         | 85.6         | 93.7         | 92.4         | 71.1         | 59.7         | 82.7         | 54.8         | 65.0         | 81.3         | 84.2         |  |  |  |  |
| FALSE   |              |              |              |              |              |              |              | 10.7         | 14.8         | 6.7          | 16.7         | 13.6         | 5.6          | 7.6          | 9.0          | 7.1          | 11.1         | 7.3          | 6.8          | 10.3         | 11.9         |  |  |  |  |
| Do not know   |              |              |              |              |              |              |              | 0.8          | 1.4          | 0.4          | 2.1          | 0.8          | 0.7          |              | 19.9         | 33.2         | 6.2          | 37.9         | 28.2         | 8.4          | 3.9          |  |  |  |  |
| <b>TOTAL</b>  | <b>100.0</b> | <b>100.0</b> | <b>100.0</b> | <b>100.0</b> | <b>100.0</b> | <b>100.0</b> | <b>100.0</b> | <b>100.0</b> | <b>100.0</b> | <b>100.0</b> | <b>100.0</b> | <b>100.0</b> | <b>100.0</b> | <b>100.0</b> | <b>100.0</b> | <b>100.0</b> | <b>100.0</b> | <b>100.0</b> | <b>100.0</b> | <b>100.0</b> | <b>100.0</b> |  |  |  |  |
| <b>Appearance of hairiness on the face is a normal occurrence for both the boys and the girls</b>             |              |              |              |              |              |              |              |              |              |              |              |              |              |              |              |              |              |              |              |              |              |  |  |  |  |
|   |              |              |              |              |              |              |              |              |              |              |              |              |              |              |              |              |              |              |              |              |              |  |  |  |  |
|   |              |              |              |              |              |              |              |              |              |              |              |              |              |              |              |              |              |              |              |              |              |  |  |  |  |
| TRUE  |              |              |              |              |              |              |              | 68.3         | 54.5         | 81.4         | 52.6         | 55.8         | 82.1         | 80.8         | 34.5         | 31.3         | 37.7         | 31.2         | 31.5         | 35.1         | 40.4         |  |  |  |  |
| FALSE   | 100.0        | 100.0        | 100.0        | 100.0        | 100.0        | 100.0        | 100.0        | 30.8         | 44.5         | 18.0         | 46.6         | 43.1         | 17.2         | 18.6         | 40.9         | 33.7         | 48.2         | 30.5         | 37.2         | 46.7         | 49.8         |  |  |  |  |
| Do not know   |              |              |              |              |              |              |              | 0.9          | 1.0          | 0.6          | 0.8          | 1.1          | 0.7          | 0.6          | 24.6         | 35.0         | 14.1         | 38.3         | 31.3         | 18.2         | 9.8          |  |  |  |  |
| <b>TOTAL</b>  | <b>100.0</b> | <b>100.0</b> | <b>100.0</b> | <b>100.0</b> | <b>100.0</b> | <b>100.0</b> | <b>100.0</b> | <b>100.0</b> | <b>100.0</b> | <b>100.0</b> | <b>100.0</b> | <b>100.0</b> | <b>100.0</b> | <b>100.0</b> | <b>100.0</b> | <b>100.0</b> | <b>100.0</b> | <b>100.0</b> | <b>100.0</b> | <b>100.0</b> | <b>100.0</b> |  |  |  |  |
| <b>Appearance of hairiness on the underbelly is the first noticeable sign of sexual maturity for the boys</b> |              |              |              |              |              |              |              |              |              |              |              |              |              |              |              |              |              |              |              |              |              |  |  |  |  |
|   |              |              |              |              |              |              |              |              |              |              |              |              |              |              |              |              |              |              |              |              |              |  |  |  |  |
|   |              |              |              |              |              |              |              |              |              |              |              |              |              |              |              |              |              |              |              |              |              |  |  |  |  |
| TRUE  | 100.0        | 100.0        | 100.0        | 100.0        | 100.0        | 100.0        | 100.0        | 84.0         | 83.6         | 84.4         | 80.8         | 85.6         | 82.1         | 86.2         | 57.5         | 57.1         | 58.0         | 54.3         | 60.1         | 50.6         | 65.8         |  |  |  |  |
| FALSE   |              |              |              |              |              |              |              | 14.0         | 15.0         | 13.0         | 17.1         | 13.6         | 13.8         | 12.4         | 10.1         | 9.3          | 10.9         | 8.7          | 9.9          | 13.1         | 8.6          |  |  |  |  |
| Do not know   |              |              |              |              |              |              |              | 2.0          | 1.4          | 2.6          | 2.1          | 0.8          | 4.1          | 1.4          | 32.4         | 33.6         | 31.1         | 37.0         | 30.0         | 36.3         | 25.6         |  |  |  |  |
| <b>TOTAL</b>  | <b>100.0</b> | <b>100.0</b> | <b>100.0</b> | <b>100.0</b> | <b>100.0</b> | <b>100.0</b> | <b>100.0</b> | <b>100.0</b> | <b>100.0</b> | <b>100.0</b> | <b>100.0</b> | <b>100.0</b> | <b>100.0</b> | <b>100.0</b> | <b>100.0</b> | <b>100.0</b> | <b>100.0</b> | <b>100.0</b> | <b>100.0</b> | <b>100.0</b> | <b>100.0</b> |  |  |  |  |

Table 8. (Continued)

Distribution of adolescents (%) according to knowledge about period of sexual maturity

|  | Armenia      |              |              |              |              |              |               | Azerbaijan   |              |              |              |              |              |                 | Georgia      |              |              |              |              |              |               |
|--|--------------|--------------|--------------|--------------|--------------|--------------|---------------|--------------|--------------|--------------|--------------|--------------|--------------|-----------------|--------------|--------------|--------------|--------------|--------------|--------------|---------------|
|  | Total        | Male         | Female       | Male age     |              | Female age   |               | Total        | Male         | Female       | Male age     |              | Female age   |                 | Total        | Male         | Female       | Male age     |              | Female age   |               |
|  |              |              |              | 14-16        | 17-19        | 14-16        | 17-19         |              |              |              | 14-16        | 17-19        | 14-16        | 17-19           |              |              |              | 14-16        | 17-19        | 14-16        | 17-19         |
| <b>Swelling of mammae among the boys during the period of sexual maturity is a normal occurrence</b>   |              |              |              |              |              |              | <b>N= 336</b> |              |              |              |              |              |              | <b>N= 1,210</b> |              |              |              |              |              |              | <b>N= 600</b> |
| TRUE   |              |              |              |              |              |              |               | 58.8         | 78.9         | 39.8         | 73.1         | 82.7         | 39.6         | 40.0            | 44.1         | 69.8         | 18.0         | 65.8         | 74.0         | 20.1         | 15.8          |
| FALSE  | 100.0        | 100.0        | 100.0        | 100.0        | 100.0        | 100.0        | 100.0         | 34.6         | 19.6         | 48.8         | 25.6         | 15.6         | 46.6         | 50.4            | 21.5         | 15.9         | 27.1         | 15.4         | 16.4         | 18.9         | 35.9          |
| Do not know  |              |              |              |              |              |              |               | 6.6          | 1.5          | 11.4         | 1.3          | 1.7          | 13.8         | 9.6             | 34.4         | 14.3         | 54.9         | 18.8         | 9.6          | 61.0         | 48.3          |
| <b>TOTAL</b>   | <b>100.0</b> | <b>100.0</b> | <b>100.0</b> | <b>100.0</b> | <b>100.0</b> | <b>100.0</b> | <b>100.0</b>  | <b>100.0</b> | <b>100.0</b> | <b>100.0</b> | <b>100.0</b> | <b>100.0</b> | <b>100.0</b> | <b>100.0</b>    | <b>100.0</b> | <b>100.0</b> | <b>100.0</b> | <b>100.0</b> | <b>100.0</b> | <b>100.0</b> | <b>100.0</b>  |
| <b>Involuntary hardening of penis and its growth in size (erection) among the boys during the period of sexual maturity is a normal occurrence</b> |              |              |              |              |              |              | <b>N= 336</b> |              |              |              |              |              |              | <b>N= 1,210</b> |              |              |              |              |              |              | <b>N= 600</b> |
| TRUE   | 100.0        | 100.0        | 100.0        | 100.0        | 100.0        | 100.0        | 100.0         | 69.2         | 84.8         | 54.4         | 86.8         | 83.6         | 50.4         | 57.5            | 55.6         | 75.6         | 35.3         | 70.0         | 81.5         | 28.7         | 42.3          |
| FALSE  |              |              |              |              |              |              |               | 17.6         | 14.5         | 20.5         | 12.8         | 15.6         | 22.0         | 19.4            | 10.5         | 13.0         | 8.0          | 16.3         | 9.5          | 7.1          | 8.9           |
| Do not know  |              |              |              |              |              |              |               | 13.2         | 0.7          | 25.1         | 0.4          | 0.8          | 27.6         | 23.1            | 33.9         | 11.4         | 56.7         | 13.7         | 9.0          | 64.2         | 48.8          |
| <b>TOTAL</b>   | <b>100.0</b> | <b>100.0</b> | <b>100.0</b> | <b>100.0</b> | <b>100.0</b> | <b>100.0</b> | <b>100.0</b>  | <b>100.0</b> | <b>100.0</b> | <b>100.0</b> | <b>100.0</b> | <b>100.0</b> | <b>100.0</b> | <b>100.0</b>    | <b>100.0</b> | <b>100.0</b> | <b>100.0</b> | <b>100.0</b> | <b>100.0</b> | <b>100.0</b> | <b>100.0</b>  |
| <b>Involuntary discharge of sperm may occur at night During the period of sexual maturity among the boys</b>                                       |              |              |              |              |              |              | <b>N= 336</b> |              |              |              |              |              |              | <b>N= 1,210</b> |              |              |              |              |              |              | <b>N= 600</b> |
| TRUE   | 100.0        | 100.0        | 100.0        | 100.0        | 100.0        | 100.0        | 100.0         | 68.8         | 79.6         | 58.7         | 79.9         | 79.3         | 55.2         | 61.4            | 49.2         | 67.3         | 30.7         | 55.5         | 80.0         | 23.4         | 38.4          |
| FALSE  |              |              |              |              |              |              |               | 18.6         | 19.4         | 17.8         | 19.2         | 19.5         | 19.0         | 16.9            | 15.1         | 17.9         | 12.3         | 26.5         | 8.6          | 10.4         | 14.3          |
| Do not know  |              |              |              |              |              |              |               | 12.6         | 1.0          | 23.5         | 0.9          | 1.2          | 25.8         | 21.7            | 35.7         | 14.8         | 57.0         | 18.0         | 11.4         | 66.2         | 47.3          |
| <b>TOTAL</b>   | <b>100.0</b> | <b>100.0</b> | <b>100.0</b> | <b>100.0</b> | <b>100.0</b> | <b>100.0</b> | <b>100.0</b>  | <b>100.0</b> | <b>100.0</b> | <b>100.0</b> | <b>100.0</b> | <b>100.0</b> | <b>100.0</b> | <b>100.0</b>    | <b>100.0</b> | <b>100.0</b> | <b>100.0</b> | <b>100.0</b> | <b>100.0</b> | <b>100.0</b> | <b>100.0</b>  |
| <b>Sweating increases only among the girls during the period of sexual maturity</b>  |              |              |              |              |              |              | <b>N= 336</b> |              |              |              |              |              |              | <b>N= 1,210</b> |              |              |              |              |              |              | <b>N= 600</b> |
| TRUE   | 22.5         | 25.0         | 20.0         | 15.0         | 35.0         | 10.0         | 30.0          | 53.0         | 70.9         | 36.1         | 70.1         | 71.4         | 36.9         | 35.5            | 13.7         | 18.6         | 8.7          | 17.8         | 19.5         | 9.1          | 8.4           |
| FALSE  | 60.0         | 60.0         | 60.0         | 65.0         | 55.0         | 65.0         | 55.0          | 42.6         | 23.7         | 60.4         | 24.4         | 23.2         | 57.1         | 62.8            | 51.3         | 46.5         | 56.3         | 45.4         | 47.6         | 51.3         | 61.5          |
| Do not know  | 17.5         | 15.0         | 20.0         | 20.0         | 10.0         | 25.0         | 15.0          | 4.4          | 5.4          | 3.5          | 5.5          | 5.4          | 6.0          | 1.7             | 35.0         | 34.9         | 35.0         | 36.8         | 32.9         | 39.6         | 30.1          |
| <b>TOTAL</b>   | <b>100.0</b> | <b>100.0</b> | <b>100.0</b> | <b>100.0</b> | <b>100.0</b> | <b>100.0</b> | <b>100.0</b>  | <b>100.0</b> | <b>100.0</b> | <b>100.0</b> | <b>100.0</b> | <b>100.0</b> | <b>100.0</b> | <b>100.0</b>    | <b>100.0</b> | <b>100.0</b> | <b>100.0</b> | <b>100.0</b> | <b>100.0</b> | <b>100.0</b> | <b>100.0</b>  |
| <b>It is not allowed to take a bath during menstruation</b>  |              |              |              |              |              |              | <b>N= 336</b> |              |              |              |              |              |              | <b>N= 1,210</b> |              |              |              |              |              |              | <b>N= 600</b> |
| TRUE   | 35.0         | 42.5         | 27.5         | 50.0         | 35.0         | 30.0         | 25.0          | 56.2         | 46.8         | 65.0         | 43.2         | 49.3         | 60.8         | 68.2            | 30.2         | 24.8         | 35.7         | 21.9         | 27.9         | 36.8         | 34.6          |
| FALSE  | 65.0         | 57.5         | 72.5         | 50.0         | 65.0         | 70.0         | 75.0          | 38.1         | 41.6         | 34.8         | 41.5         | 41.6         | 38.8         | 31.8            | 46.4         | 41.2         | 51.7         | 41.8         | 40.6         | 46.3         | 57.3          |
| Do not know  |              |              |              |              |              |              |               | 5.7          | 11.6         | 0.2          | 15.3         | 9.1          | 0.4          |                 | 23.4         | 34.0         | 12.6         | 36.3         | 31.5         | 16.9         | 8.1           |
| <b>TOTAL</b>   | <b>100.0</b> | <b>100.0</b> | <b>100.0</b> | <b>100.0</b> | <b>100.0</b> | <b>100.0</b> | <b>100.0</b>  | <b>100.0</b> | <b>100.0</b> | <b>100.0</b> | <b>100.0</b> | <b>100.0</b> | <b>100.0</b> | <b>100.0</b>    | <b>100.0</b> | <b>100.0</b> | <b>100.0</b> | <b>100.0</b> | <b>100.0</b> | <b>100.0</b> | <b>100.0</b>  |
| <b>It is not expedient to take a bath during menstruation</b>  |              |              |              |              |              |              | <b>N= 336</b> |              |              |              |              |              |              | <b>N= 1,210</b> |              |              |              |              |              |              | <b>N= 600</b> |
| TRUE   | 67.5         | 62.5         | 72.5         | 65.0         | 60.0         | 70.0         | 75.0          | 54.6         | 47.9         | 61.0         | 42.3         | 51.6         | 61.2         | 60.8            | 48.0         | 39.6         | 56.6         | 36.4         | 43.0         | 57.2         | 55.9          |
| FALSE  | 32.5         | 37.5         | 27.5         | 35.0         | 40.0         | 30.0         | 25.0          | 39.7         | 40.5         | 38.8         | 41.5         | 39.9         | 38.4         | 39.2            | 26.4         | 23.4         | 29.3         | 24.6         | 22.3         | 24.6         | 34.4          |
| Do not know  |              |              |              |              |              |              |               | 5.7          | 11.6         | 0.2          | 16.2         | 8.5          | 0.4          |                 | 25.6         | 37.0         | 14.1         | 39.0         | 34.7         | 18.2         | 9.7           |
| <b>TOTAL</b>   | <b>100.0</b> | <b>100.0</b> | <b>100.0</b> | <b>100.0</b> | <b>100.0</b> | <b>100.0</b> | <b>100.0</b>  | <b>100.0</b> | <b>100.0</b> | <b>100.0</b> | <b>100.0</b> | <b>100.0</b> | <b>100.0</b> | <b>100.0</b>    | <b>100.0</b> | <b>100.0</b> | <b>100.0</b> | <b>100.0</b> | <b>100.0</b> | <b>100.0</b> | <b>100.0</b>  |
| <b>It is expedient to take bath frequently and use deodorants in case of increased sweating during the period of sexual maturity</b>               |              |              |              |              |              |              | <b>N= 336</b> |              |              |              |              |              |              | <b>N= 1,210</b> |              |              |              |              |              |              | <b>N= 600</b> |
| TRUE   |              |              |              |              |              |              |               | 76.8         | 78.7         | 75.0         | 76.9         | 79.9         | 76.1         | 74.1            | 63.1         | 53.3         | 73.2         | 51.0         | 55.7         | 66.2         | 80.6          |
| FALSE  | 100.0        | 100.0        | 100.0        | 100.0        | 100.0        | 100.0        | 100.0         | 20.7         | 17.4         | 23.8         | 17.9         | 17.0         | 22.4         | 24.8            | 11.5         | 13.7         | 9.3          | 13.9         | 13.5         | 11.6         | 6.8           |
| Do not know  |              |              |              |              |              |              |               | 2.5          | 3.9          | 1.2          | 5.2          | 3.1          | 1.5          | 1.1             | 25.4         | 33.0         | 17.5         | 35.1         | 30.8         | 22.2         | 12.6          |
| <b>TOTAL</b>   | <b>100.0</b> | <b>100.0</b> | <b>100.0</b> | <b>100.0</b> | <b>100.0</b> | <b>100.0</b> | <b>100.0</b>  | <b>100.0</b> | <b>100.0</b> | <b>100.0</b> | <b>100.0</b> | <b>100.0</b> | <b>100.0</b> | <b>100.0</b>    | <b>100.0</b> | <b>100.0</b> | <b>100.0</b> | <b>100.0</b> | <b>100.0</b> | <b>100.0</b> | <b>100.0</b>  |

Table 8. (Continued)

## Distribution of adolescents (%) according to knowledge about period of sexual maturity

|   | Armenia      |              |              |              |              |              |              |            | Azerbaijan   |              |              |              |              |              |              |              | Georgia      |              |              |              |              |              |              |            |       |            |
|---|--------------|--------------|--------------|--------------|--------------|--------------|--------------|------------|--------------|--------------|--------------|--------------|--------------|--------------|--------------|--------------|--------------|--------------|--------------|--------------|--------------|--------------|--------------|------------|-------|------------|
|   | Total        | Male         | Female       | Male age     |              | Female age   |              | N=         |              | Total        | Male         | Female       | Male age     |              | Female age   |              | N=           |              | Total        | Male         | Female       | Male age     |              | Female age |       | N=         |
|   |              |              |              | 14-16        | 17-19        | 14-16        | 17-19        |            |              |              |              |              |              | 14-16        | 17-19        | 14-16        |              |              | 17-19        |              |              |              |              | 14-16      | 17-19 |            |
| <b>Impregnation happens in the middle of 28-day menstrual period, during the 14th and 15th days</b> |              |              |              |              |              |              |              | <b>336</b> |              |              |              |              |              |              |              |              | <b>1,210</b> |              |              |              |              |              |              |            |       | <b>600</b> |
| TRUE  | 100.0        | 100.0        | 100.0        | 100.0        | 100.0        | 100.0        | 100.0        |            | 53.9         | 54.2         | 53.6         | 54.3         | 54.1         | 47.4         | 58.3         | 28.5         | 30.6         | 26.3         | 22.9         | 38.8         | 14.4         | 39.0         |              |            |       |            |
| FALSE   |              |              |              |              |              |              |              |            | 21.2         | 25.9         | 16.7         | 23.1         | 27.8         | 20.9         | 13.5         | 20.2         | 23.0         | 17.4         | 26.9         | 18.9         | 16.2         | 18.7         |              |            |       |            |
| Do not know   |              |              |              |              |              |              |              |            | 24.9         | 19.9         | 29.7         | 22.6         | 18.1         | 31.7         | 28.2         | 51.3         | 46.4         | 56.3         | 50.2         | 42.3         | 69.4         | 42.3         |              |            |       |            |
| <b>TOTAL</b>  | <b>100.0</b> | <b>100.0</b> | <b>100.0</b> | <b>100.0</b> | <b>100.0</b> | <b>100.0</b> | <b>100.0</b> |            | <b>100.0</b> | <b>100.0</b> | <b>100.0</b> | <b>100.0</b> | <b>100.0</b> | <b>100.0</b> | <b>100.0</b> | <b>100.0</b> | <b>100.0</b> | <b>100.0</b> | <b>100.0</b> | <b>100.0</b> | <b>100.0</b> | <b>100.0</b> | <b>100.0</b> |            |       |            |
| <b>Period of impregnation does not depend on duration of menstrual cycle</b>                        |              |              |              |              |              |              |              | <b>336</b> |              |              |              |              |              |              |              |              | <b>1,210</b> |              |              |              |              |              |              |            |       | <b>600</b> |
| TRUE  | 82.5         | 72.5         | 92.5         | 70.0         | 75.0         | 90.0         | 95.0         |            | 37.5         | 29.6         | 44.9         | 28.2         | 30.6         | 40.3         | 48.5         | 19.0         | 20.3         | 17.8         | 19.8         | 20.7         | 8.4          | 27.8         |              |            |       |            |
| FALSE   | 8.8          | 10.0         | 7.5          | 15.0         | 5.0          | 10.0         | 5.0          |            | 35.0         | 48.6         | 22.3         | 47.4         | 49.3         | 25.0         | 20.3         | 28.2         | 31.7         | 24.5         | 29.4         | 34.3         | 20.1         | 29.2         |              |            |       |            |
| Do not know   | 8.7          | 17.5         |              | 15.0         | 20.0         |              |              |            | 27.5         | 21.8         | 32.8         | 24.4         | 20.1         | 34.7         | 31.2         | 52.8         | 48.0         | 57.7         | 50.8         | 45.0         | 71.5         | 43.0         |              |            |       |            |
| <b>TOTAL</b>  | <b>100.0</b> | <b>100.0</b> | <b>100.0</b> | <b>100.0</b> | <b>100.0</b> | <b>100.0</b> | <b>100.0</b> |            | <b>100.0</b> | <b>100.0</b> | <b>100.0</b> | <b>100.0</b> | <b>100.0</b> | <b>100.0</b> | <b>100.0</b> | <b>100.0</b> | <b>100.0</b> | <b>100.0</b> | <b>100.0</b> | <b>100.0</b> | <b>100.0</b> | <b>100.0</b> | <b>100.0</b> |            |       |            |

Table 9.

## Distribution of adolescent girls (%) according to awareness and knowledge about menstrual cycle and their sources

|  | Armenia      |              |              |           | Azerbaijan   |              |              |            | Georgia      |              |              |            |
|--|--------------|--------------|--------------|-----------|--------------|--------------|--------------|------------|--------------|--------------|--------------|------------|
|  | Female Total | Female age   |              | N=        | Female Total | Female age   |              | N=         | Female Total | Female age   |              | N=         |
|  |              | 14-16        | 17-19        |           |              |              | 14-16        |            | 17-19        |              |              |            |
| <b>Information about menstruation</b>  |              |              |              | <b>40</b> |              |              |              | <b>623</b> |              |              |              | <b>297</b> |
| Yes  | 87.5         | 90.0         | 85.0         |           | 70.6         | 71.6         | 69.9         |            | 80.7         | 80.6         | 80.9         |            |
| No   | 12.5         | 10.0         | 15.0         |           | 29.4         | 28.4         | 30.1         |            | 19.3         | 19.4         | 19.1         |            |
| <b>TOTAL</b>   | <b>100.0</b> | <b>100.0</b> | <b>100.0</b> |           | <b>100.0</b> | <b>100.0</b> | <b>100.0</b> |            | <b>100.0</b> | <b>100.0</b> | <b>100.0</b> |            |
| <b>What is normal menstrual cycle and how its abnormalities are revealed</b> |              |              |              | <b>40</b> |              |              |              | <b>623</b> |              |              |              | <b>297</b> |
| Yes  | 55.0         | 40.0         | 70.0         |           | 44.6         | 47.0         | 42.8         |            | 43.7         | 41.1         | 46.6         |            |
| No   | 45.0         | 60.0         | 30.0         |           | 55.4         | 53.0         | 57.2         |            | 56.3         | 58.9         | 53.4         |            |
| <b>TOTAL</b>   | <b>100.0</b> | <b>100.0</b> | <b>100.0</b> |           | <b>100.0</b> | <b>100.0</b> | <b>100.0</b> |            | <b>100.0</b> | <b>100.0</b> | <b>100.0</b> |            |
| <b>Considers menstrual cycles as abnormality</b>                             |              |              |              | <b>40</b> |              |              |              | <b>623</b> |              |              |              | <b>133</b> |
| Menstruation delay for 1-2 days  | 7.5          | 10.0         | 5.0          |           | 3.7          | 2.6          | 4.5          |            | 5.1          | 5.8          | 4.4          |            |
| Menstruation delay for 1-2 months  | 95.0         | 95.0         | 95.0         |           | 46.4         | 45.1         | 47.3         |            | 23.2         | 24.9         | 21.7         |            |
| Menstruation interruption after regular ones                                 | 92.5         | 90.0         | 95.0         |           | 7.5          | 7.8          | 7.3          |            | 16.7         | 17.7         | 15.9         |            |
| Painful menstruations  | 75.0         | 70.0         | 80.0         |           | 31.5         | 33.6         | 29.9         |            | 7.6          | 6.5          | 8.5          |            |
| Frequent menstruations (once in two weeks)                                   | 67.5         | 50.0         | 85.0         |           | 12.2         | 12.7         | 11.8         |            | 23.4         | 21.6         | 24.9         |            |
| 5-day duration menstruations   |              |              |              |           | 0.5          | 0.7          | 0.3          |            | 0.9          | 1.3          | 0.6          |            |
| 9-day duration menstruations   | 82.5         | 85.0         | 80.0         |           | 6.7          | 8.6          | 5.4          |            | 8.6          | 7.1          | 10.0         |            |
| 1-day duration menstruations   | 87.5         | 85.0         | 90.0         |           | 4.8          | 5.2          | 4.5          |            | 14.5         | 15.1         | 14.0         |            |
| <b>TOTAL</b>   | <b>508.0</b> | <b>485.0</b> | <b>530.0</b> |           | <b>114.0</b> | <b>116.0</b> | <b>111.0</b> |            | <b>100.0</b> | <b>100.0</b> | <b>100.0</b> |            |

**Table 9. (Continued)**

**Distribution of adolescent girls (%) according to awareness and knowledge about menstrual cycle and their sources**

|  | Armenia      |              |              | Azerbaijan    |              |              | Georgia       |              |              |
|--|--------------|--------------|--------------|---------------|--------------|--------------|---------------|--------------|--------------|
|  | Female Total | Female age   |              | Female Total  | Female age   |              | Female Total  | Female age   |              |
|  |              | 14-16        | 17-19        |               | 14-16        | 17-19        |               | 14-16        | 17-19        |
| <b>Source of awareness-knowledge about the above-mentioned</b> | <b>N= 40</b> |              |              | <b>N= 623</b> |              |              | <b>N= 133</b> |              |              |
| Parents  | 60.0         | 50.0         | 70.0         | 66.5          | 67.9         | 65.4         | 55.0          | 62.0         | 48.5         |
| Grandparents   | 17.5         | 20.0         | 15.0         | 0.3           | 0.4          | 0.3          | 1.5           | 1.6          | 1.4          |
| Sibling(s)   | 10.0         | 15.0         | 5.0          | 7.2           | 6.3          | 7.9          | 3.6           | 3.1          | 4.1          |
| Other relatives  |              |              |              | 4.2           | 3.4          | 4.8          | 2.3           | 4.7          |              |
| Peers, friends   | 82.5         | 90.0         | 75.0         | 14.9          | 15.7         | 14.4         | 20.0          | 15.9         | 23.8         |
| Older acquaintances  |              |              |              | 1.0           | 0.4          | 1.4          | 2.7           | 3.2          | 2.5          |
| Teacher  | 10.0         | 15.0         | 5.0          | 1.8           | 0.7          | 2.5          | 1.4           |              | 2.7          |
| Doctor   | 15.0         | 20.0         | 10.0         | 2.6           | 2.6          | 2.5          | 4.8           | 3.2          | 6.2          |
| Books and brochures  | 80.0         | 80.0         | 80.0         | 1.8           | 2.2          | 1.4          | 4.5           | 3.2          | 5.6          |
| Magazines, newspapers  | 65.0         | 60.0         | 70.0         |               |              |              | 1.3           |              | 2.5          |
| Radio  | 12.5         | 15.0         | 10.0         |               |              |              |               |              |              |
| Television   |              |              |              | 0.5           | 0.7          | 0.3          | 1.4           |              | 2.7          |
| Internet   | 2.5          | 5.0          |              |               |              |              |               |              |              |
| Other  |              |              |              | 0.3           | 0.7          |              | 0.7           | 1.5          |              |
| No information   |              |              |              |               |              |              | 0.8           | 1.6          |              |
| <b>TOTAL</b>   | <b>355.0</b> | <b>370.0</b> | <b>340.0</b> | <b>101.1</b>  | <b>101.0</b> | <b>100.9</b> | <b>100.0</b>  | <b>100.0</b> | <b>100.0</b> |
| <b>Age of receiving knowledge about the above-mentioned</b>    | <b>N= 40</b> |              |              | <b>N= 623</b> |              |              | <b>N= 133</b> |              |              |
| Under 10   |              |              |              | 2.2           | 2.6          | 2.0          | 10.9          | 11.1         | 10.7         |
| 10-12 years  | 25.0         | 40.0         | 10.0         | 33.7          | 37.3         | 31.0         | 53.9          | 54.2         | 53.7         |
| 13-15 years  | 72.5         | 60.0         | 85.0         | 61.5          | 60.1         | 62.5         | 34.6          | 34.7         | 34.4         |
| 16 and over  | 2.5          |              | 5.0          | 2.6           |              | 4.5          | 0.6           |              | 1.2          |
| <b>TOTAL</b>   | <b>100.0</b> | <b>100.0</b> | <b>100.0</b> | <b>100.0</b>  | <b>100.0</b> | <b>100.0</b> | <b>100.0</b>  | <b>100.0</b> | <b>100.0</b> |
| <b>Average age</b>   | 13.3         | 12.8         | 13.8         | 13.0          | 12.8         | 13.0         | 12.0          | 11.9         | 12.0         |

**Table 10. Distribution of adolescent boys (%) according to awareness-knowledge of sexual development and sources for receiving them**

|   | Armenia      |              |              | Azerbaijan   |              |              | Georgia      |              |              |
|---|--------------|--------------|--------------|--------------|--------------|--------------|--------------|--------------|--------------|
|   | MaleTotal    | Male age     |              | MaleTotal    | Male age     |              | MaleTotal    | Male age     |              |
|   |              | 14-16        | 17-19        |              | 14-16        | 17-19        |              | 14-16        | 17-19        |
| <b>Awareness about night pollutions before the first ejaculation</b>                              |              | <b>N=</b>    | <b>40</b>    |              | <b>N=</b>    | <b>587</b>   |              | <b>N=</b>    | <b>303</b>   |
| Yes   | 40.0         | 35.0         | 45.0         | 81.1         | 73.9         | 85.8         | 45.0         | 38.4         | 52.1         |
| No  | 60.0         | 65.0         | 55.0         | 18.9         | 26.1         | 14.2         | 45.9         | 53.2         | 38.1         |
| Refuse to answer  |              |              |              |              |              |              | 9.1          | 8.4          | 9.8          |
| <b>TOTAL</b>  | <b>100.0</b> | <b>100.0</b> | <b>100.0</b> | <b>100.0</b> | <b>100.0</b> | <b>100.0</b> | <b>100.0</b> | <b>100.0</b> | <b>100.0</b> |
| <b>Did he know that night pollutions are normal occurrence characteristic for sexual maturity</b> |              | <b>N=</b>    | <b>40</b>    |              | <b>N=</b>    | <b>587</b>   |              | <b>N=</b>    | <b>303</b>   |
| Yes   | 12.5         | 15.0         | 10.0         | 82.1         | 76.1         | 86.1         | 50.2         | 38.2         | 63.0         |
| No  | 87.5         | 85.0         | 90.0         | 17.9         | 23.9         | 13.9         | 40.7         | 53.4         | 27.2         |
| Refuse to answer  |              |              |              |              |              |              | 9.1          | 8.4          | 9.8          |
| <b>TOTAL</b>  | <b>100.0</b> | <b>100.0</b> | <b>100.0</b> | <b>100.0</b> | <b>100.0</b> | <b>100.0</b> | <b>100.0</b> | <b>100.0</b> | <b>100.0</b> |
| <b>It is noteworthy and needs referral to the doctor</b>  |              | <b>N=</b>    | <b>40</b>    |              | <b>N=</b>    | <b>587</b>   |              | <b>N=</b>    | <b>303</b>   |
| Having one or both genital glands absent in the period of adolescence                             | 100.0        | 100.0        | 100.0        | 17.2         | 18.4         | 16.4         | 25.8         | 27.5         | 24.3         |
| Having genital glands swollen from one or both sides  | 100.0        | 100.0        | 100.0        | 18.2         | 21.8         | 15.9         | 14.3         | 12.3         | 16.1         |
| Involuntary erections in the period of sexual maturity  | 7.5          | 5.0          | 10.0         | 8.3          | 10.3         | 7.1          | 4.8          | 6.1          | 3.8          |
| No hairiness on genitals at the age of 16   | 92.5         | 90.0         | 95.0         | 3.2          | 1.7          | 4.2          | 8.4          | 7.7          | 9.1          |
| Pussy, smelly discharge from a genital organ  | 100.0        | 100.0        | 100.0        | 44.5         | 35.9         | 50.1         | 36.0         | 34.5         | 37.3         |
| Hairiness on chest in the period of sexual maturity   | 7.5          | 5.0          | 10.0         | 1.7          | 2.6          | 1.1          | 1.3          | 1.7          | 1.0          |
| Refuse to answer  |              |              |              | 4.9          | 6.3          | 3.8          | 9.4          | 10.2         | 8.6          |
| <b>Source of awareness about the above-mentioned</b>  |              | <b>N=</b>    | <b>40</b>    |              | <b>N=</b>    | <b>587</b>   |              | <b>N=</b>    | <b>303</b>   |
| Parents   | 10.0         | 15.0         | 5.0          | 1.5          | 3.0          | 0.6          | 7.5          | 9.0          | 6.0          |
| Grandparents  |              |              |              | 0.3          | 0.4          | 0.3          | 0.7          | 1.4          |              |
| Sibling(s)  |              |              |              | 0.9          | 0.4          | 1.1          | 0.4          |              | 0.8          |
| Other relatives   |              |              |              |              |              |              |              |              |              |
| Peers, friends  | 52.5         | 60.0         | 45.0         | 85.5         | 85.5         | 85.6         | 32.3         | 35.6         | 28.6         |
| Older acquaintances   |              |              |              | 2.0          | 0.9          | 2.8          | 34.7         | 31.8         | 37.8         |
| Boyfriend/Girlfriend  | 12.5         | 10.0         | 15.0         |              |              |              |              |              |              |
| Teacher   | 7.5          | 10.0         | 5.0          |              |              |              |              |              |              |
| Doctor  | 20.0         | 20.0         | 20.0         | 1.9          | 0.9          | 2.5          | 3.5          | 2.6          | 4.5          |
| Books and brochures   | 22.5         | 30.0         | 15.0         | 1.9          | 1.3          | 2.3          | 3.6          | 1.3          | 6.2          |
| Magazines, newspapers   | 12.5         | 10.0         | 15.0         | 0.3          | 0.9          |              | 1.9          | 0.8          | 3.2          |
| Radio   |              |              |              |              |              |              |              |              |              |
| Television  |              |              |              | 0.2          | 0.4          |              | 4.9          | 4.2          | 5.7          |
| Internet  |              |              |              | 4.3          | 5.1          | 3.7          | 8.5          | 10.1         | 6.7          |
| Other   |              |              |              | 0.6          | 0.4          | 0.6          | 0.3          |              | 0.6          |
| No information  |              |              |              |              |              |              | 13.0         | 13.8         | 12.2         |
| <b>Age of receiving knowledge about the above-mentioned</b>                                       |              | <b>N=</b>    | <b>40</b>    |              | <b>N=</b>    | <b>587</b>   |              | <b>N=</b>    | <b>303</b>   |
| Under 10  |              |              |              | 2.4          | 3.4          | 1.7          | 3.9          | 4.1          | 3.7          |
| 10-12 years   | 32.5         | 30.0         | 35.0         | 38.2         | 44.0         | 34.3         | 10.7         | 12.2         | 9.1          |
| 13-15 years   | 67.5         | 70.0         | 65.0         | 53.3         | 50.9         | 55.0         | 63.2         | 65.1         | 61.2         |
| 16 and over   |              |              |              | 6.1          | 1.7          | 9.0          | 9.4          | 6.0          | 13.1         |
| Refuse to answer  |              |              |              |              |              |              | 12.8         | 12.6         | 12.9         |
| <b>TOTAL</b>  | <b>100.0</b> | <b>100.0</b> | <b>100.0</b> | <b>100.0</b> | <b>100.0</b> | <b>100.0</b> | <b>100.0</b> | <b>100.0</b> | <b>100.0</b> |
| <b>Average age</b>  | 13.0         | 13.1         | 13.0         | 13.0         | 13.0         | 13.0         | 13.7         | 13.5         | 13.8         |

Table 11.

## Distribution of adolescents (%) according to opinion and knowledge concerning to some issues of sexual relation

|   | Armenia       |              |              |              |              |              |              | Azerbaijan      |              |              |              |              |              |              | Georgia       |              |              |              |              |              |              |
|---|---------------|--------------|--------------|--------------|--------------|--------------|--------------|-----------------|--------------|--------------|--------------|--------------|--------------|--------------|---------------|--------------|--------------|--------------|--------------|--------------|--------------|
|   | Total         | Male         | Female       | Male age     |              | Female age   |              | Total           | Male         | Female       | Male age     |              | Female age   |              | Total         | Male         | Female       | Male age     |              | Female age   |              |
|   |               |              |              | 14-16        | 17-19        | 14-16        | 17-19        |                 |              |              | 14-16        | 17-19        | 14-16        | 17-19        |               |              |              | 14-16        | 17-19        | 14-16        | 17-19        |
| <b>Age permissible for starting sexual relation</b> |               |              |              |              |              |              |              |                 |              |              |              |              |              |              |               |              |              |              |              |              |              |
| <b>For the girls</b>                                | <b>N= 336</b> |              |              |              |              |              |              | <b>N= 1,210</b> |              |              |              |              |              |              | <b>N= 600</b> |              |              |              |              |              |              |
| Under 15  | 0.6           | 0.5          | 0.6          |              |              | 1.0          | 1.2          | 1.2             | 2.0          | 0.3          | 3.4          | 1.1          | 0.4          | 0.3          | 1.8           | 3.2          | 0.3          | 2.2          | 4.2          | 0.7          |              |
| 15 year   | 0.5           | 1.0          |              |              |              | 2.1          |              | 2.9             | 4.4          | 1.4          | 6.0          | 3.4          | 1.9          | 1.1          | 3.5           | 6.6          | 0.3          | 8.4          | 4.6          |              | 0.6          |
| 16 year   | 1.6           | 2.1          | 1.1          | 3.2          | 1.0          | 1.2          | 1.1          | 3.3             | 5.3          | 1.4          | 6.8          | 4.2          | 1.1          | 1.7          | 8.9           | 16.4         | 1.3          | 17.4         | 15.5         | 1.3          | 1.1          |
| 17 year   | 8.9           | 10.7         | 7.1          | 8.1          | 13.4         | 3.6          | 10.6         | 4.0             | 5.5          | 2.6          | 5.6          | 5.4          | 2.2          | 2.8          | 4.0           | 5.5          | 2.4          | 7.5          | 3.4          | 2.6          | 2.3          |
| 18 year   | 22.9          | 17.9         | 27.8         | 16.1         | 19.6         | 30.1         | 25.5         | 9.4             | 11.6         | 7.4          | 10.3         | 12.5         | 6.3          | 8.2          | 17.5          | 22.9         | 11.9         | 25.0         | 20.5         | 12.4         | 11.3         |
| 19 year   | 21.1          | 20.4         | 21.7         | 27.4         | 13.4         | 16.9         | 26.6         | 6.0             | 6.1          | 5.8          | 5.6          | 6.5          | 4.1          | 7.0          | 5.2           | 3.0          | 7.4          | 1.5          | 4.6          | 4.5          | 10.5         |
| 20 and over   | 25.7          | 26.7         | 24.7         | 30.7         | 22.7         | 21.7         | 27.7         | 20.1            | 14.2         | 25.7         | 15.3         | 13.3         | 25.7         | 25.6         | 10.9          | 7.3          | 14.7         | 7.6          | 7.0          | 16.9         | 12.3         |
| Only after marriage                                 | 17.3          | 20.7         | 13.9         | 14.5         | 26.8         | 19.3         | 8.5          | 53.1            | 50.9         | 55.4         | 47.0         | 53.6         | 58.3         | 53.3         | 46.5          | 33.8         | 59.5         | 29.6         | 38.4         | 59.7         | 59.4         |
| Other   |               |              |              |              |              |              |              |                 |              |              |              |              |              |              |               |              |              |              |              |              |              |
| Refuse to answer/don't know                         | 1.4           |              | 3.1          |              |              | 6.0          |              |                 |              |              |              |              |              |              | 1.7           | 1.3          | 2.2          | 0.8          | 1.8          | 1.9          | 2.5          |
| <b>TOTAL</b>  | <b>100.0</b>  | <b>100.0</b> | <b>100.0</b> | <b>100.0</b> | <b>100.0</b> | <b>100.0</b> | <b>100.0</b> | <b>100.0</b>    | <b>100.0</b> | <b>100.0</b> | <b>100.0</b> | <b>100.0</b> | <b>100.0</b> | <b>100.0</b> | <b>100.0</b>  | <b>100.0</b> | <b>100.0</b> | <b>100.0</b> | <b>100.0</b> | <b>100.0</b> | <b>100.0</b> |
| <b>Average age</b>                                  | <b>19.1</b>   | <b>19.1</b>  | <b>19.0</b>  | <b>19.5</b>  | <b>18.7</b>  | <b>18.9</b>  | <b>19.1</b>  | <b>22.0</b>     | <b>21.0</b>  | <b>22.0</b>  | <b>21.0</b>  | <b>21.0</b>  | <b>22.0</b>  | <b>22.0</b>  | <b>17.8</b>   | <b>17.3</b>  | <b>18.8</b>  | <b>17.2</b>  | <b>17.3</b>  | <b>18.8</b>  | <b>18.7</b>  |
| <b>For the boys</b>                                 | <b>N= 336</b> |              |              |              |              |              |              | <b>N= 1,210</b> |              |              |              |              |              |              | <b>N= 600</b> |              |              |              |              |              |              |
| Under 15  | 0.6           | 0.5          | 0.6          |              |              | 1.0          | 1.2          | 1.0             | 1.6          | 0.4          | 1.7          | 1.4          |              | 0.7          | 11.7          | 18.4         | 4.9          | 18.6         | 18.1         | 5.2          | 4.7          |
| 15 year   | 0.5           | 1.0          |              |              |              | 2.1          |              | 4.0             | 5.9          | 2.4          | 6.4          | 5.4          | 2.7          | 2.3          | 24.6          | 31.9         | 17.1         | 30.3         | 33.6         | 12.4         | 22.0         |
| 16 year   | 24.7          | 28.2         | 21.2         | 30.7         | 25.8         | 16.9         | 25.5         | 6.0             | 6.6          | 5.3          | 6.0          | 7.1          | 4.1          | 6.2          | 21.4          | 25.4         | 17.3         | 25.4         | 25.5         | 18.2         | 16.4         |
| 17 year   | 23.0          | 33.4         | 12.6         | 33.9         | 33.0         | 14.5         | 10.6         | 6.0             | 7.3          | 4.7          | 7.7          | 7.1          | 4.5          | 4.8          | 12.7          | 7.1          | 18.5         | 6.8          | 7.3          | 16.2         | 20.8         |
| 18 year   | 24.1          | 20.3         | 27.8         | 21.0         | 19.6         | 30.1         | 25.5         | 14.1            | 20.4         | 8.2          | 17.1         | 22.7         | 7.8          | 8.5          | 13.6          | 9.5          | 17.7         | 9.7          | 9.3          | 15.6         | 19.9         |
| 19 year   | 16.1          | 10.5         | 21.7         | 9.7          | 11.3         | 16.9         | 26.6         | 6.0             | 6.3          | 5.8          | 6.4          | 6.2          | 5.2          | 6.2          | 3.0           | 2.1          | 4.0          | 4.1          |              | 4.5          | 3.4          |
| 20 and over   | 10.2          | 6.1          | 14.4         | 4.7          | 7.2          | 19.3         | 9.6          | 23.6            | 17.5         | 29.2         | 18.4         | 17.0         | 27.2         | 30.7         | 5.6           | 1.3          | 10.0         | 1.4          | 1.2          | 14.9         | 4.8          |
| Only after marriage                                 | 0.8           |              | 1.7          |              |              | 1.1          | 2.2          | 39.3            | 34.4         | 44.0         | 36.3         | 33.1         | 48.5         | 40.6         | 4.5           | 2.5          | 6.5          | 3.0          | 2.0          | 8.5          | 4.5          |
| Other   |               |              |              |              |              |              |              |                 |              |              |              |              |              |              |               |              |              |              |              |              |              |
| Refuse to answer                                    |               |              |              |              |              |              |              |                 |              |              |              |              |              |              | 2.9           | 1.8          | 4.0          | 0.7          | 3.0          | 4.5          | 3.5          |
| <b>TOTAL</b>  | <b>100.0</b>  | <b>100.0</b> | <b>100.0</b> | <b>100.0</b> | <b>100.0</b> | <b>100.0</b> | <b>100.0</b> | <b>100.0</b>    | <b>100.0</b> | <b>100.0</b> | <b>100.0</b> | <b>100.0</b> | <b>100.0</b> | <b>100.0</b> | <b>100.0</b>  | <b>100.0</b> | <b>100.0</b> | <b>100.0</b> | <b>100.0</b> | <b>100.0</b> | <b>100.0</b> |
| <b>Average age</b>                                  | <b>17.7</b>   | <b>17.3</b>  | <b>18.0</b>  | <b>17.2</b>  | <b>17.3</b>  | <b>18.1</b>  | <b>18.0</b>  | <b>21.0</b>     | <b>20.0</b>  | <b>21.0</b>  | <b>20.0</b>  | <b>20.0</b>  | <b>22.0</b>  | <b>21.0</b>  | <b>16.4</b>   | <b>15.9</b>  | <b>16.9</b>  | <b>16.0</b>  | <b>15.8</b>  | <b>17.2</b>  | <b>16.7</b>  |
| <b>With the first sexual contract:</b>              | <b>N= 336</b> |              |              |              |              |              |              | <b>N= 1,210</b> |              |              |              |              |              |              | <b>N= 600</b> |              |              |              |              |              |              |
| Possible  | 88.0          | 80.0         | 95.0         | 77.0         | 84.0         | 94.0         | 97.0         | 66.8            | 68.0         | 65.7         | 67.1         | 68.6         | 57.8         | 71.5         | 57.9          | 63.0         | 52.7         | 51.5         | 75.4         | 41.8         | 64.2         |
| Not possible  | 8.0           | 12.0         | 3.0          | 11.0         | 12.0         | 4.0          | 3.0          | 11.7            | 12.8         | 10.6         | 13.2         | 12.4         | 11.9         | 9.6          | 10.8          | 13.6         | 7.9          | 15.8         | 11.3         | 10.9         | 4.7          |
| Don't know  | 4.0           | 8.0          | 2.0          | 12.0         | 4.0          | 2.0          |              | 21.5            | 19.2         | 23.7         | 19.7         | 19.0         | 30.3         | 18.9         | 31.3          | 23.4         | 39.4         | 32.7         | 13.3         | 47.3         | 31.1         |
| <b>TOTAL</b>  | <b>100.0</b>  | <b>100.0</b> | <b>100.0</b> | <b>100.0</b> | <b>100.0</b> | <b>100.0</b> | <b>100.0</b> | <b>100.0</b>    | <b>100.0</b> | <b>100.0</b> | <b>100.0</b> | <b>100.0</b> | <b>100.0</b> | <b>100.0</b> | <b>100.0</b>  | <b>100.0</b> | <b>100.0</b> | <b>100.0</b> | <b>100.0</b> | <b>100.0</b> | <b>100.0</b> |
| <b>Restraint in case of sexual need:</b>            | <b>N= 336</b> |              |              |              |              |              |              | <b>N= 1,210</b> |              |              |              |              |              |              | <b>N= 600</b> |              |              |              |              |              |              |
| Harmful   | 28.5          | 37.5         | 19.5         | 30.6         | 44.3         | 14.5         | 24.5         | 46.5            | 40.7         | 52.0         | 36.8         | 43.3         | 48.5         | 54.6         | 43.2          | 59.4         | 26.8         | 48.1         | 71.5         | 20.2         | 33.8         |
| Not harmful   | 63.4          | 52.5         | 74.3         | 56.5         | 48.5         | 79.5         | 69.1         | 18.3            | 25.4         | 11.6         | 25.6         | 25.2         | 10.8         | 12.1         | 18.1          | 15.9         | 20.3         | 17.6         | 14.0         | 19.5         | 21.2         |
| Don't know  | 8.1           | 10.0         | 6.2          | 12.9         | 7.2          | 6.0          | 6.4          | 35.2            | 33.9         | 36.4         | 37.6         | 31.5         | 40.7         | 33.3         | 38.7          | 24.7         | 52.9         | 34.3         | 14.5         | 60.3         | 45.0         |
| <b>TOTAL</b>  | <b>100.0</b>  | <b>100.0</b> | <b>100.0</b> | <b>100.0</b> | <b>100.0</b> | <b>100.0</b> | <b>100.0</b> | <b>100.0</b>    | <b>100.0</b> | <b>100.0</b> | <b>100.0</b> | <b>100.0</b> | <b>100.0</b> | <b>100.0</b> | <b>100.0</b>  | <b>100.0</b> | <b>100.0</b> | <b>100.0</b> | <b>100.0</b> | <b>100.0</b> | <b>100.0</b> |



**Table 11. (Continued)**

**Distribution of adolescents (%) according to opinion and knowledge concerning to some issues of sexual relation**

|  | Armenia      |              |              |              |              |              |               | Azerbaijan   |              |              |              |              |              |                 | Georgia      |              |              |              |              |              |               |
|--|--------------|--------------|--------------|--------------|--------------|--------------|---------------|--------------|--------------|--------------|--------------|--------------|--------------|-----------------|--------------|--------------|--------------|--------------|--------------|--------------|---------------|
|  | Total        | Male         | Female       | Male age     |              | Female age   |               | Total        | Male         | Female       | Male age     |              | Female age   |                 | Total        | Male         | Female       | Male age     |              | Female age   |               |
|  |              |              |              | 14-16        | 17-19        | 14-16        | 17-19         |              |              |              | 14-16        | 17-19        | 14-16        | 17-19           |              |              |              | 14-16        | 17-19        | 14-16        | 17-19         |
| <b>It is more harmful for health in case of existing the sexual need:</b>  |              |              |              |              |              |              | <b>N= 336</b> |              |              |              |              |              |              | <b>N= 1,210</b> |              |              |              |              |              |              | <b>N= 600</b> |
| Continence   | 8.3          | 10.3         | 6.2          | 11.3         | 9.3          | 6.0          | 6.4           | 18.8         | 18.7         | 18.8         | 22.2         | 16.4         | 22.4         | 16.1            | 15.5         | 21.1         | 9.6          | 23.6         | 18.5         | 12.4         | 6.6           |
| Casual, unprotected sexual intercourse that may result in undesirable pregnancy and/or may lead to STI or AIDS/HIV | 90.4         | 87.1         | 93.8         | 85.5         | 88.7         | 94.0         | 93.6          | 75.0         | 79.9         | 70.5         | 76.5         | 82.2         | 63.4         | 75.8            | 79.1         | 76.2         | 82.2         | 72.3         | 80.3         | 76.0         | 88.8          |
| Refuse to answer/no idea   | 1.3          | 2.7          |              | 3.2          | 2.1          |              |               | 6.2          | 1.4          | 10.7         | 1.3          | 1.4          | 14.2         | 8.1             | 5.4          | 2.7          | 8.2          | 4.1          | 1.2          | 11.6         | 4.6           |
| <b>TOTAL</b>   | <b>100.0</b> | <b>100.0</b> | <b>100.0</b> | <b>100.0</b> | <b>100.0</b> | <b>100.0</b> | <b>100.0</b>  | <b>100.0</b> | <b>100.0</b> | <b>100.0</b> | <b>100.0</b> | <b>100.0</b> | <b>100.0</b> | <b>100.0</b>    | <b>100.0</b> | <b>100.0</b> | <b>100.0</b> | <b>100.0</b> | <b>100.0</b> | <b>100.0</b> | <b>100.0</b>  |
| <b>Accidental sexual connection:</b>   |              |              |              |              |              |              | <b>N= 336</b> |              |              |              |              |              |              | <b>N= 1,210</b> |              |              |              |              |              |              | <b>N= 600</b> |
| Dangerous  | 89.8         | 86.4         | 93.2         | 87.1         | 85.6         | 91.6         | 94.7          | 89.8         | 90.6         | 88.9         | 91.5         | 90.1         | 88.1         | 89.6            | 78.4         | 63.9         | 93.2         | 62.6         | 65.3         | 90.9         | 95.6          |
| Not dangerous  | 10.3         | 13.7         | 6.9          | 12.9         | 14.4         | 8.4          | 5.3           | 8.9          | 9.4          | 8.5          | 8.5          | 9.9          | 7.8          | 9.0             | 17.8         | 31.2         | 4.2          | 32.5         | 29.7         | 4.6          | 3.7           |
| Refuse to answer   |              |              |              |              |              |              |               | 1.3          |              | 2.6          |              |              | 4.1          | 1.4             | 3.8          | 4.9          | 2.6          | 4.9          | 5.0          | 4.5          | 0.7           |
| <b>TOTAL</b>   | <b>100.0</b> | <b>100.0</b> | <b>100.0</b> | <b>100.0</b> | <b>100.0</b> | <b>100.0</b> | <b>100.0</b>  | <b>100.0</b> | <b>100.0</b> | <b>100.0</b> | <b>100.0</b> | <b>100.0</b> | <b>100.0</b> | <b>100.0</b>    | <b>100.0</b> | <b>100.0</b> | <b>100.0</b> | <b>100.0</b> | <b>100.0</b> | <b>100.0</b> | <b>100.0</b>  |

**Table 12.**  
**Distribution of adolescents (%) considering their opinion about permissibility of premarital sexual relation and having of such relation by any of their coeval acquaintances**

|   | Armenia       |              |              |              |              |              |              | Azerbaijan      |              |              |              |              |              |              | Georgia       |              |              |              |              |              |              |              |  |
|---|---------------|--------------|--------------|--------------|--------------|--------------|--------------|-----------------|--------------|--------------|--------------|--------------|--------------|--------------|---------------|--------------|--------------|--------------|--------------|--------------|--------------|--------------|--|
|   | Total         | Male         | Female       | Male age     |              | Female age   |              | Total           | Male         | Female       | Male age     |              | Female age   |              | Total         | Male         | Female       | Male age     |              | Female age   |              |              |  |
|   |               |              |              | 14-16        | 17-19        | 14-16        | 17-19        |                 |              |              | 14-16        | 17-19        | 14-16        | 17-19        |               |              |              | 14-16        | 17-19        | 14-16        | 17-19        |              |  |
| <b>Premarital sexual relation for the boys</b>                            | <b>N= 336</b> |              |              |              |              |              |              | <b>N= 1,210</b> |              |              |              |              |              |              | <b>N= 600</b> |              |              |              |              |              |              |              |  |
| <b>Considers it permissible</b>   |               |              |              |              |              |              |              |                 |              |              |              |              |              |              |               |              |              |              |              |              |              |              |  |
| With a sweetheart   | 68.8          | 75.0         | 62.5         | 80.0         | 70.0         | 70.0         | 55.0         | 10.1            | 9.4          | 10.8         | 12.8         | 7.1          | 7.5          | 13.2         | 27.3          | 34.3         | 20.1         | 34.8         | 33.8         | 13.7         | 27.0         |              |  |
| With a friend   | 22.5          | 32.5         | 12.5         | 50.0         | 15.0         | 10.0         | 15.0         | 7.4             | 9.4          | 5.6          | 9.4          | 9.3          | 0.7          | 9.3          | 10.8          | 15.4         | 6.1          | 12.0         | 19.1         | 5.8          | 6.4          |              |  |
| With a fiancée  | 81.3          | 95.0         | 67.5         | 95.0         | 95.0         | 60.0         | 75.0         | 11.0            | 9.2          | 12.7         | 11.5         | 7.6          | 9.3          | 15.2         | 46.5          | 51.5         | 41.4         | 51.7         | 51.3         | 40.9         | 42.0         |              |  |
| With a prostitute   | 8.8           | 17.5         |              | 10.0         | 25.0         |              |              | 27.2            | 30.0         | 24.6         | 25.6         | 32.9         | 18.7         | 29.0         | 71.2          | 77.1         | 65.2         | 70.9         | 83.8         | 62.3         | 68.3         |              |  |
| Other   |               |              |              |              |              |              |              |                 |              |              |              |              |              |              |               |              |              |              |              |              |              |              |  |
| <b>Does not consider it permissible</b>                                   |               |              |              |              |              |              |              |                 |              |              |              |              |              |              |               |              |              |              |              |              |              |              |  |
| With a sweetheart   | 31.2          | 25.0         | 37.5         | 20.0         | 30.0         | 30.0         | 45.0         | 89.9            | 90.6         | 89.2         | 87.2         | 92.9         | 92.5         | 86.8         | 66.8          | 58.8         | 74.8         | 57.1         | 60.7         | 81.7         | 67.6         |              |  |
| With a friend   | 77.5          | 67.5         | 87.5         | 50.0         | 85.0         | 90.0         | 85.0         | 92.6            | 90.6         | 94.4         | 90.6         | 90.7         | 99.3         | 90.7         | 82.3          | 77.2         | 87.6         | 79.9         | 74.2         | 88.3         | 86.9         |              |  |
| With a fiancée  | 18.7          | 5.0          | 32.5         | 5.0          | 5.0          | 40.0         | 25.0         | 89.0            | 90.8         | 87.3         | 88.5         | 92.4         | 90.7         | 84.8         | 47.1          | 41.4         | 52.9         | 39.7         | 43.2         | 53.9         | 51.8         |              |  |
| With a prostitute   | 91.2          | 82.5         | 100.0        | 90.0         | 75.0         | 100.0        | 100.0        | 72.8            | 70.0         | 75.4         | 74.4         | 67.1         | 81.3         | 71.0         | 24.7          | 20.7         | 28.7         | 28.4         | 12.4         | 31.2         | 26.1         |              |  |
| Other   |               |              |              |              |              |              |              |                 |              |              |              |              |              |              |               |              |              |              |              |              |              |              |  |
| <b>Premarital sexual relation for the girls</b>                           | <b>N= 336</b> |              |              |              |              |              |              | <b>N= 1,210</b> |              |              |              |              |              |              | <b>N= 600</b> |              |              |              |              |              |              |              |  |
| <b>Considers it permissible</b>   |               |              |              |              |              |              |              |                 |              |              |              |              |              |              |               |              |              |              |              |              |              |              |  |
| With a sweetheart   | 62.5          | 85.0         | 40.0         | 80.0         | 90.0         | 35.0         | 45.0         | 5.5             | 5.8          | 5.1          | 9.0          | 3.7          | 2.6          | 7.0          | 13.8          | 20.1         | 7.3          | 24.7         | 15.1         | 7.9          | 6.7          |              |  |
| With a friend   | 21.3          | 30.0         | 12.5         | 35.0         | 25.0         | 5.0          | 20.0         | 1.9             | 1.9          | 1.9          | 2.1          | 1.7          | 0.7          | 2.8          | 2.6           | 4.2          | 0.9          | 1.3          | 7.3          | 0.7          | 1.2          |              |  |
| With a fiancée  | 86.3          | 95.0         | 77.5         | 95.0         | 95.0         | 70.0         | 85.0         | 7.3             | 6.6          | 7.9          | 9.8          | 4.5          | 6.3          | 9.0          | 31.8          | 35.8         | 27.8         | 41.7         | 29.4         | 25.4         | 30.3         |              |  |
| Other   |               |              |              |              |              |              |              |                 |              |              |              |              |              |              |               |              |              |              |              |              |              |              |  |
| <b>Does not consider it permissible</b>                                   |               |              |              |              |              |              |              |                 |              |              |              |              |              |              |               |              |              |              |              |              |              |              |  |
| With a sweetheart   | 37.5          | 15.0         | 60.0         | 20.0         | 10.0         | 65.0         | 55.0         | 94.5            | 94.2         | 94.9         | 91.0         | 96.3         | 97.4         | 93.0         | 81.9          | 74.7         | 89.3         | 69.7         | 80.2         | 88.2         | 90.4         |              |  |
| With a friend   | 78.7          | 70.0         | 87.5         | 65.0         | 75.0         | 95.0         | 80.0         | 98.1            | 98.1         | 98.1         | 97.9         | 98.3         | 99.3         | 97.2         | 91.5          | 88.7         | 94.3         | 91.2         | 86.0         | 95.4         | 93.2         |              |  |
| With a fiancée  | 13.7          | 5.0          | 22.5         | 5.0          | 5.0          | 30.0         | 15.0         | 92.7            | 93.4         | 92.1         | 90.2         | 95.5         | 93.7         | 91.0         | 65.3          | 61.5         | 69.1         | 55.7         | 67.7         | 71.3         | 66.8         |              |  |
| Other   |               |              |              |              |              |              |              |                 |              |              |              |              |              |              |               |              |              |              |              |              |              |              |  |
| <b>Any of acquaintance coeval girl's sexual relation before marriage:</b> | <b>N= 336</b> |              |              |              |              |              |              | <b>N= 1,210</b> |              |              |              |              |              |              | <b>N= 600</b> |              |              |              |              |              |              |              |  |
| Yes   | 80.0          | 90.0         | 70.0         | 85.0         | 95.0         | 60.0         | 80.0         | 18.5            | 22.3         | 14.9         | 14.5         | 27.5         | 13.4         | 16.1         | 29.1          | 29.7         | 28.5         | 19.9         | 40.4         | 18.9         | 38.7         |              |  |
| No  | 20.0          | 10.0         | 30.0         | 15.0         | 5.0          | 40.0         | 20.0         | 81.5            | 77.7         | 85.1         | 85.5         | 72.5         | 86.6         | 83.9         | 64.4          | 58.1         | 70.8         | 68.8         | 46.5         | 80.4         | 60.6         |              |  |
| Refuse to answer  |               |              |              |              |              |              |              |                 |              |              |              |              |              |              | 6.5           | 12.2         | 0.7          | 11.3         | 13.1         | 0.7          | 0.7          |              |  |
| <b>TOTAL</b>  | <b>100.0</b>  | <b>100.0</b> | <b>100.0</b> | <b>100.0</b> | <b>100.0</b> | <b>100.0</b> | <b>100.0</b> | <b>100.0</b>    | <b>100.0</b> | <b>100.0</b> | <b>100.0</b> | <b>100.0</b> | <b>100.0</b> | <b>100.0</b> | <b>100.0</b>  | <b>100.0</b> | <b>100.0</b> | <b>100.0</b> | <b>100.0</b> | <b>100.0</b> | <b>100.0</b> | <b>100.0</b> |  |
| <b>Any of acquaintance coeval boy's sexual relation before marriage:</b>  | <b>N= 336</b> |              |              |              |              |              |              | <b>N= 1,210</b> |              |              |              |              |              |              | <b>N= 600</b> |              |              |              |              |              |              |              |  |
| Yes   | 43.8          | 62.5         | 25.0         | 60.0         | 65.0         | 10.0         | 40.0         | 34.2            | 54.3         | 15.2         | 43.2         | 61.8         | 10.1         | 19.2         | 47.8          | 56.2         | 39.2         | 48.3         | 64.7         | 28.7         | 50.6         |              |  |
| No  | 56.3          | 37.5         | 75.0         | 40.0         | 35.0         | 90.0         | 60.0         | 65.8            | 45.7         | 84.8         | 56.8         | 38.2         | 89.9         | 80.8         | 36.8          | 37.6         | 36.1         | 45.2         | 29.4         | 42.7         | 29.0         |              |  |
| Refuse to answer  |               |              |              |              |              |              |              |                 |              |              |              |              |              |              | 15.4          | 6.2          | 24.7         | 6.5          | 5.9          | 28.6         | 20.4         |              |  |
| <b>TOTAL</b>  | <b>100.0</b>  | <b>100.0</b> | <b>100.0</b> | <b>100.0</b> | <b>100.0</b> | <b>100.0</b> | <b>100.0</b> | <b>100.0</b>    | <b>100.0</b> | <b>100.0</b> | <b>100.0</b> | <b>100.0</b> | <b>100.0</b> | <b>100.0</b> | <b>100.0</b>  | <b>100.0</b> | <b>100.0</b> | <b>100.0</b> | <b>100.0</b> | <b>100.0</b> | <b>100.0</b> | <b>100.0</b> |  |

**Table 12a**

**Distribution of adolescents (%) according to their consideration about permissibility of having sexual relation before marriage**

|  | Armenia      |              |              |              |              |              |              | Azerbaijan    |              |              |              |              |              |               | Georgia       |              |              |              |              |              |              |               |  |  |
|--|--------------|--------------|--------------|--------------|--------------|--------------|--------------|---------------|--------------|--------------|--------------|--------------|--------------|---------------|---------------|--------------|--------------|--------------|--------------|--------------|--------------|---------------|--|--|
|  | Total        | Male         | Female       | Male age     |              | Female age   |              | Total         | Male         | Female       | Male age     |              | Female age   |               | Total         | Male         | Female       | Male age     |              | Female age   |              |               |  |  |
|  |              |              |              | 14-16        | 17-19        | 14-16        | 17-19        |               |              |              | 14-16        | 17-19        | 14-16        | 17-19         |               |              |              | 14-16        | 17-19        | 14-16        | 17-19        |               |  |  |
| <b>The above-mentioned sexual relation has been assessed by coevals:</b> | <b>N= 35</b> |              |              |              |              |              |              | <b>N= 414</b> |              |              |              |              |              |               | <b>N= 287</b> |              |              |              |              |              |              |               |  |  |
| <b>In case of the boys</b>   |              |              |              |              |              |              |              |               |              |              |              |              |              |               |               |              |              |              |              |              |              |               |  |  |
| As an ordinary event   | 26.6         | 15.7         | 37.5         | 8.3          | 23.1         | 50.0         | 25.0         | 62.6          | 64.6         | 55.8         | 70.3         | 61.9         | 40.7         | 61.8          | 71.6          | 71.2         | 72.4         | 65.6         | 75.6         | 72.9         | 72.1         |               |  |  |
| Has been approved  | 33.3         | 47.8         | 18.8         | 41.7         | 53.8         |              | 37.5         | 13.0          | 14.7         | 7.4          | 6.9          | 18.3         | 11.1         | 5.9           | 17.7          | 22.3         | 10.9         | 25.8         | 19.5         | 6.8          | 13.4         |               |  |  |
| Has been disapproved   | 38.1         | 32.4         | 43.7         | 41.7         | 23.1         | 50.0         | 37.5         | 24.4          | 20.7         | 36.8         | 22.8         | 19.8         | 48.2         | 32.3          | 5.6           | 3.0          | 9.3          | 5.6          | 1.0          | 11.4         | 8.0          |               |  |  |
| Don't know   | 2.0          | 4.1          |              | 8.3          |              |              |              |               |              |              |              |              |              |               | 5.1           | 3.5          | 7.4          | 3.0          | 3.9          | 8.9          | 6.5          |               |  |  |
| <b>TOTAL</b>   | <b>100.0</b> | <b>100.0</b> | <b>100.0</b> | <b>100.0</b> | <b>100.0</b> | <b>100.0</b> | <b>100.0</b> | <b>100.0</b>  | <b>100.0</b> | <b>100.0</b> | <b>100.0</b> | <b>100.0</b> | <b>100.0</b> | <b>100.0</b>  | <b>100.0</b>  | <b>100.0</b> | <b>100.0</b> | <b>100.0</b> | <b>100.0</b> | <b>100.0</b> | <b>100.0</b> | <b>100.0</b>  |  |  |
| <b>In case of the girls</b>  |              |              |              |              |              |              | <b>N= 64</b> |               |              |              |              |              |              | <b>N= 224</b> |               |              |              |              |              |              |              | <b>N= 175</b> |  |  |
| As an ordinary event   | 23.3         | 40.4         | 6.2          | 17.7         | 63.2         |              | 12.5         | 20.5          | 18.3         | 23.7         | 8.8          | 21.6         | 19.4         | 26.3          | 32.3          | 35.4         | 28.9         | 38.0         | 34.0         | 27.5         | 29.6         |               |  |  |
| Has been approved  | 32.1         | 37.0         | 27.1         | 52.9         | 21.1         | 16.7         | 37.5         | 4.5           | 6.1          | 2.2          | 2.9          | 7.2          |              | 3.5           | 9.2           | 9.7          | 8.8          | 9.4          | 9.7          | 7.0          | 9.7          |               |  |  |
| Has been disapproved   | 44.6         | 22.6         | 66.7         | 29.4         | 15.7         | 83.3         | 50.0         | 75.0          | 75.6         | 74.1         | 88.3         | 71.2         | 80.6         | 70.2          | 47.0          | 37.8         | 56.7         | 32.2         | 40.9         | 58.5         | 55.8         |               |  |  |
| Don't know   |              |              |              |              |              |              |              |               |              |              |              |              |              |               | 11.5          | 17.1         | 5.6          | 20.4         | 15.4         | 7.0          | 4.9          |               |  |  |
| <b>TOTAL</b>   | <b>100.0</b> | <b>100.0</b> | <b>100.0</b> | <b>100.0</b> | <b>100.0</b> | <b>100.0</b> | <b>100.0</b> | <b>100.0</b>  | <b>100.0</b> | <b>100.0</b> | <b>100.0</b> | <b>100.0</b> | <b>100.0</b> | <b>100.0</b>  | <b>100.0</b>  | <b>100.0</b> | <b>100.0</b> | <b>100.0</b> | <b>100.0</b> | <b>100.0</b> | <b>100.0</b> | <b>100.0</b>  |  |  |

**Table 13. Distribution of coeval adolescents (%) according to age and sex of premarital sexual relations**

|                           | Armenia      |                |              |              | Azerbaijan   |                |              |              | Georgia      |                |              |              |
|---------------------------|--------------|----------------|--------------|--------------|--------------|----------------|--------------|--------------|--------------|----------------|--------------|--------------|
|                           | Male         | Partner female | Female       | Partner male | Male         | Partner female | Female       | Partner male | Male         | Partner female | Female       | Partner male |
| Under 14                  |              |                | 1.0          |              | 1.4          | 0.5            | 0.4          | 0.0          | 8.4          | 0.6            | 4.0          | 1.1          |
| 14-15 years               | 22.9         | 17.1           | 17.1         | 4.7          | 8.7          | 5.8            | 12.1         | 5.8          | 35.9         | 4.6            | 11.6         | 4.7          |
| 16-17 years               | 48.6         | 34.3           | 68.8         | 17.2         | 30.4         | 17.4           | 36.2         | 14.7         | 30.4         | 12.5           | 36.6         | 12.8         |
| 18-19 years               | 28.5         | 25.7           | 13.1         | 54.7         | 34.3         | 21.0           | 31.3         | 20.1         | 7.6          | 8.8            | 25.7         | 17.1         |
| 20 and over               |              | 14.3           |              | 12.5         | 21.3         | 22.9           | 15.6         | 30.4         |              | 19.5           |              | 21.2         |
| Does n't know hes/her age |              | 8.6            |              | 10.9         | 3.9          | 32.4           | 4.4          | 29.0         | 17.7         | 54.0           | 22.1         | 43.1         |
| <b>TOTAL</b>              | <b>100.0</b> | <b>100.0</b>   | <b>100.0</b> | <b>100.0</b> | <b>100.0</b> | <b>100.0</b>   | <b>100.0</b> | <b>100.0</b> | <b>100.0</b> | <b>100.0</b>   | <b>100.0</b> | <b>100.0</b> |
| Number of Adolescents     | <b>35</b>    | <b>35</b>      | <b>64</b>    | <b>64</b>    | <b>414</b>   | <b>414</b>     | <b>224</b>   | <b>224</b>   | <b>287</b>   | <b>287</b>     | <b>175</b>   | <b>175</b>   |

**Table 13.a Distribution of coeval adolescents (%) according to assessment of the first sexual relation and attempt of sexual violence made**

|   | Armenia       |              |              |              |              |              |              | Azerbaijan    |              |              |              |              |              |              | Georgia       |              |              |              |              |              |              |              |
|---|---------------|--------------|--------------|--------------|--------------|--------------|--------------|---------------|--------------|--------------|--------------|--------------|--------------|--------------|---------------|--------------|--------------|--------------|--------------|--------------|--------------|--------------|
|   | Total         | Male         | Female       | Male age     |              | Female age   |              | Total         | Male         | Female       | Male age     |              | Female age   |              | Total         | Male         | Female       | Male age     |              | Female age   |              |              |
|   |               |              |              | 14-16        | 17-19        | 14-16        | 17-19        |               |              |              | 14-16        | 17-19        | 14-16        | 17-19        |               |              |              | 14-16        | 17-19        | 14-16        | 17-19        |              |
| <b>Distribution of coeval adolescents (%) according to assessment of the first sexual relation</b>            | <b>N= -</b>   |              |              |              |              |              |              | <b>N= -</b>   |              |              |              |              |              |              | <b>N= 298</b> |              |              |              |              |              |              |              |
| Voluntary   | 27.0          | 32.5         | 12.5         | 31.4         | 33.6         | 4.2          | 18.8         | 93.1          | 95.7         | 86.7         | 97.1         | 95.1         | 87.0         | 86.5         | 62.2          | 71.1         | 49.6         | 74.2         | 68.8         | 42.9         | 54.0         |              |
| Unexpected, spontaneous   | 52.1          | 42.2         | 72.1         | 33.1         | 50.6         | 87.5         | 65.6         | 2.4           | 1.5          | 4.4          |              | 2.2          | 6.5          | 3.4          | 12.4          | 11.9         | 13.1         | 12.8         | 11.3         | 14.3         | 12.3         |              |
| Involuntary (by force)  | 9.3           | 6.9          | 15.4         | 8.8          | 5.3          | 8.3          | 15.6         | 0.6           | 0.3          | 1.5          | 1.0          |              | 2.2          | 1.1          | 0.6           | 0.5          | 0.8          |              | 0.9          |              | 1.3          |              |
| Don't know  | 11.7          | 18.4         |              | 26.7         | 10.5         |              |              | 3.9           | 2.5          | 7.4          | 1.9          | 2.7          | 4.3          | 9.0          | 24.8          | 16.5         | 36.5         | 13.0         | 19.0         | 42.8         | 32.4         |              |
| <b>TOTAL</b>  | <b>100.1</b>  | <b>100.0</b> | <b>100.0</b> | <b>100.0</b> | <b>100.0</b> | <b>100.0</b> | <b>100.0</b> | <b>100.0</b>  | <b>100.0</b> | <b>100.0</b> | <b>100.0</b> | <b>100.0</b> | <b>100.0</b> | <b>100.0</b> | <b>100.0</b>  | <b>100.0</b> | <b>100.0</b> | <b>100.0</b> | <b>100.0</b> | <b>100.0</b> | <b>100.0</b> | <b>100.0</b> |
| <b>Distribution of adolescents (%) according to assessment of the attempt of sexual violence made on them</b> | <b>N= 336</b> |              |              |              |              |              |              | <b>N= 464</b> |              |              |              |              |              |              | <b>N= 600</b> |              |              |              |              |              |              |              |
| Has been  | 10.0          | 12.5         | 7.5          | 15.0         | 10.0         | 10.0         | 5.0          | 4.8           | 4.3          | 5.3          | 3.4          | 4.8          | 4.9          | 5.6          | 3.6           | 2.9          | 4.4          | 3.3          | 2.4          | 3.9          | 5.0          |              |
| Has not been  | 62.5          | 62.5         | 62.5         | 60.0         | 65.0         | 50.0         | 75.0         | 94.2          | 94.7         | 93.7         | 95.7         | 94.1         | 94.0         | 93.5         | 82.0          | 83.0         | 80.9         | 84.7         | 81.2         | 79.9         | 82.0         |              |
| Don't know  | 27.5          | 25.0         | 30.0         | 25.0         | 25.0         | 40.0         | 20.0         | 1.0           | 1.0          | 1.0          | 0.9          | 1.1          | 1.1          | 0.9          | 14.4          | 14.1         | 14.7         | 12.0         | 16.4         | 16.2         | 13.0         |              |
| <b>TOTAL</b>  | <b>100.0</b>  | <b>100.0</b> | <b>100.0</b> | <b>100.0</b> | <b>100.0</b> | <b>100.0</b> | <b>100.0</b> | <b>100.0</b>  | <b>100.0</b> | <b>100.0</b> | <b>100.0</b> | <b>100.0</b> | <b>100.0</b> | <b>100.0</b> | <b>100.0</b>  | <b>100.0</b> | <b>100.0</b> | <b>100.0</b> | <b>100.0</b> | <b>100.0</b> | <b>100.0</b> | <b>100.0</b> |

**Table 14.**  
**Distribution of adolescents (%) according to their first sexual relation, age of the partner and advise in case of impregnation without marriage**

|  | Armenia       |              |              |              |              |              |              | Azerbaijan      |              |              |              |              |              |              | Georgia       |              |              |              |              |              |       |
|--|---------------|--------------|--------------|--------------|--------------|--------------|--------------|-----------------|--------------|--------------|--------------|--------------|--------------|--------------|---------------|--------------|--------------|--------------|--------------|--------------|-------|
|  | Total         | Male         | Female       | Male age     |              | Female age   |              | Total           | Male         | Female       | Male age     |              | Female age   |              | Total         | Male         | Female       | Male age     |              | Female age   |       |
|  |               |              |              | 14-16        | 17-19        | 14-16        | 17-19        |                 |              |              | 14-16        | 17-19        | 14-16        | 17-19        |               |              |              | 14-16        | 17-19        | 14-16        | 17-19 |
| <b>Sexual relation</b>   | <b>N= 336</b> |              |              |              |              |              |              | <b>N= 1,210</b> |              |              |              |              |              |              | <b>N= 600</b> |              |              |              |              |              |       |
| Yes  | 28.6          | 47.1         | 10.2         | 21.0         | 73.2         | 1.2          | 19.1         | 16.8            | 33.4         | 1.1          | 12.4         | 47.3         | 1.1          | 1.1          | 33.0          | 62.5         | 2.8          | 40.8         | 85.7         |              | 5.9   |
| No   | 71.1          | 52.9         | 89.3         | 79.0         | 26.8         | 98.8         | 79.8         | 83.2            | 66.6         | 98.9         | 87.6         | 52.7         | 98.9         | 98.9         | 65.1          | 35.3         | 95.6         | 56.5         | 12.5         | 98.7         | 92.1  |
| Refuse to answer   | 0.3           |              | 0.5          |              |              |              | 1.1          |                 |              |              |              |              |              |              | 1.9           | 2.2          | 1.6          | 2.7          | 1.8          | 1.3          | 2.0   |
| <b>TOTAL</b>   | <b>100.0</b>  | <b>100.0</b> | <b>100.0</b> | <b>100.0</b> | <b>100.0</b> | <b>100.0</b> | <b>100.0</b> | <b>100.0</b>    | <b>100.0</b> | <b>100.0</b> | <b>100.0</b> | <b>100.0</b> | <b>100.0</b> | <b>100.0</b> | <b>100.0</b>  | <b>100.0</b> | <b>100.0</b> | <b>100.0</b> | <b>100.0</b> | <b>100.0</b> |       |
| <b>Age during the first sexual relation</b>  | <b>N= 103</b> |              |              |              |              |              |              | <b>N= 203</b>   |              |              |              |              |              |              | <b>N= 198</b> |              |              |              |              |              |       |
| Under 15   | 28.0          | 6.0          | 50.0         | 7.7          | 4.2          | 100.0        |              | 19.2            | 19.9         |              | 41.4         | 16.2         |              |              | 24.6          | 25.7         |              | 40.8         | 18.0         |              |       |
| 15 year  | 5.6           | 8.4          | 2.8          | 15.4         | 1.4          |              | 5.6          | 19.2            | 18.9         | 28.6         | 48.3         | 13.8         | 66.7         |              | 30.3          | 31.7         |              | 36.7         | 29.1         |              |       |
| 16 year  | 30.1          | 54.7         | 5.6          | 76.9         | 32.4         |              | 11.1         | 26.1            | 26.0         | 28.6         | 10.3         | 28.7         | 33.3         | 25.0         | 31.3          | 32.6         |              | 20.8         | 38.6         |              |       |
| 17 year  | 18.9          | 15.5         | 22.2         |              | 31.0         |              | 44.4         | 20.7            | 20.4         | 28.6         |              | 24.0         |              | 50.0         | 10.6          | 9.0          | 45.9         |              | 13.6         |              | 45.9  |
| 18 year  | 11.2          | 8.5          | 13.9         |              | 16.9         |              | 27.8         | 11.8            | 11.7         | 14.2         |              | 13.8         |              | 25.0         | 2.2           | 1.0          | 29.3         | 1.7          | 0.7          |              | 29.3  |
| 19 year  | 4.2           | 2.8          | 5.5          |              | 5.6          |              | 11.1         | 3.0             | 3.1          |              |              | 3.5          |              |              | 0.4           |              | 9.8          |              |              |              | 9.8   |
| Don't remember   | 2.0           | 4.1          |              |              | 8.5          |              |              |                 |              |              |              |              |              |              | 0.6           |              | 15.0         |              |              |              | 15.0  |
| <b>TOTAL</b>   | <b>100.0</b>  | <b>100.0</b> | <b>100.0</b> | <b>100.0</b> | <b>100.0</b> | <b>100.0</b> | <b>100.0</b> | <b>100.0</b>    | <b>100.0</b> | <b>100.0</b> | <b>100.0</b> | <b>100.0</b> | <b>100.0</b> | <b>100.0</b> | <b>100.0</b>  | <b>100.0</b> | <b>100.0</b> | <b>100.0</b> | -            | <b>100.0</b> |       |
| <b>Average age</b>   | 15.7          | 15.6         | 15.9         | 15.7         | 15.4         | 14.5         | 17.3         | 16.0            | 16.0         | 16.0         | 15.0         | 16.0         | 15.0         | 17.0         | 15.4          | 15.3         | 17.6         | 14.9         | 15.5         | 0.0          | 17.6  |
| <b>Age of the partner during the first sexual relation</b>   | <b>N= 103</b> |              |              |              |              |              |              | <b>N= 203</b>   |              |              |              |              |              |              | <b>N= 198</b> |              |              |              |              |              |       |
| Under 15   |               |              |              |              |              |              |              |                 |              |              | 6.9          | 4.8          |              |              | 3.4           | 3.1          | 11.4         | 4.6          | 2.3          |              | 11.4  |
| 15 year  |               |              |              |              |              |              |              | 3.9             | 4.1          |              | 10.3         | 3.0          |              |              | 2.1           | 2.2          |              | 4.7          | 0.9          |              |       |
| 16 year  | 18.5          | 22.6         |              | 38.5         | 19.7         |              |              | 7.9             | 8.2          |              | 20.7         | 6.0          |              |              | 5.5           | 5.8          |              | 4.9          | 6.2          |              |       |
| 17 year  | 5.8           | 4.8          | 10.5         | 7.7          | 4.2          |              | 11.1         | 5.9             | 6.1          |              | 3.4          | 6.6          |              |              | 11.0          | 11.5         |              | 16.1         | 9.0          |              |       |
| 18 year  | 4.9           | 3.6          | 10.5         | 15.4         | 1.4          |              | 11.1         | 11.8            | 12.2         |              | 10.3         | 12.6         |              |              | 8.9           | 9.2          |              | 11.3         | 8.2          |              |       |
| 19 year  | 26.2          | 25.0         | 31.6         | 30.8         | 23.9         |              | 33.3         | 7.4             | 7.7          |              | 6.9          | 7.8          |              |              | 4.3           | 4.5          |              | 4.7          | 4.4          |              |       |
| 20 year  | 17.5          | 16.7         | 21.1         |              | 19.7         | 100.0        | 16.7         | 12.8            | 12.8         | 14.3         | 20.7         | 11.4         |              | 25.0         | 11.8          | 11.1         | 29.3         | 9.4          | 12.0         |              | 29.3  |
| 21-24 years  | 22.3          | 23.8         | 15.8         | 7.6          | 26.8         | -            | 16.7         | 23.2            | 23.0         | 28.6         | 10.3         | 25.1         | 33.3         | 25.0         | 19.6          | 19.6         | 19.5         | 17.7         | 20.6         |              | 19.5  |
| 25 and over  | 4.8           | 3.5          | 10.5         | -            | 4.3          | -            | 11.1         | 14.3            | 13.8         | 28.6         | 6.9          | 15.0         |              | 50.0         | 17.0          | 16.6         | 24.8         | 10.1         | 20.0         |              | 24.8  |
| Don't know   | -             | -            | -            | -            | -            | -            | -            | 7.9             | 7.0          | 28.5         | 3.6          | 7.7          | 66.7         |              | 16.4          | 16.4         | 15.0         | 16.5         | 16.4         |              | 15.0  |
| <b>TOTAL</b>   | <b>100.0</b>  | <b>100.0</b> | <b>100.0</b> | <b>100.0</b> | <b>100.0</b> | <b>100.0</b> | <b>100.0</b> | <b>100.0</b>    | <b>100.0</b> | <b>100.0</b> | <b>100.0</b> | <b>100.0</b> | <b>100.0</b> | <b>100.0</b> | <b>100.0</b>  | <b>100.0</b> | <b>100.0</b> | <b>100.0</b> | -            | <b>100.0</b> |       |
| <b>Average age</b>   | 20.3          | 20.3         | 21.1         | 19.3         | 20.7         |              | 21.1         | 20.0            | 20.0         | 23.6         | 18.5         | 20.0         | 22.0         | 24.0         | 20.3          | 20.3         | 21.1         | 19.3         | 20.7         | 0.0          | 21.1  |
| <b>Distribution of adolescents (5) according to advise in case of coeval's impregnation without marriage</b> | <b>N= 336</b> |              |              |              |              |              |              | <b>N= 1,210</b> |              |              |              |              |              |              | <b>N= 600</b> |              |              |              |              |              |       |
| <b>In case of desirable pregnancy</b>  |               |              |              |              |              |              |              |                 |              |              |              |              |              |              |               |              |              |              |              |              |       |
| To interrupt pregnancy   | 21.3          | 27.5         | 15.0         | 40.0         | 15.0         | 15.0         | 15.0         | 61.0            | 66.1         | 56.2         | 67.5         | 65.2         | 49.3         | 61.4         | 4.2           | 3.9          | 4.5          | 4.0          | 3.8          | 5.8          | 3.1   |
| To give birth and raise the child  | 45.0          | 30.0         | 60.0         | 25.0         | 35.0         | 60.0         | 60.0         |                 |              |              |              |              |              |              | 54.1          | 47.9         | 60.5         | 46.5         | 49.3         | 59.2         | 62.0  |
| To give birth and find adopted parents for the child   |               |              |              |              |              |              |              | 1.8             | 1.7          | 1.9          | 2.2          | 1.4          | 1.9          | 2.0          | 0.5           | 0.7          | 0.3          |              | 1.4          |              | 0.6   |
| To seek doctor's advice  | 17.5          | 20.0         | 15.0         | 25.0         | 15.0         | 15.0         | 15.0         | 15.7            | 19.4         | 12.2         | 18.8         | 19.8         | 15.7         | 9.6          | 7.6           | 9.2          | 5.9          | 9.3          | 9.1          | 5.2          | 6.6   |
| To seek parents' advice  | 16.3          | 22.5         | 10.0         | 10.0         | 35.0         | 10.0         | 10.0         | 20.5            | 11.9         | 28.6         | 11.5         | 12.2         | 31.7         | 26.2         | 11.9          | 14.7         | 9.0          | 18.0         | 11.3         | 8.4          | 9.7   |
| To make a confidence phone call  |               |              |              |              |              |              |              | 0.2             |              | 0.3          |              |              | 0.4          | 0.3          | 0.2           | 0.4          |              |              | 0.8          |              |       |
| Other  |               |              |              |              |              |              |              | 0.7             | 0.7          | 0.7          |              | 1.1          | 1.0          | 0.3          | 0.3           | 0.6          |              | 0.7          | 0.6          |              |       |
| Refuse to answer   |               |              |              |              |              |              |              | 0.1             | 0.2          | 0.1          |              | 0.3          |              | 0.2          | 21.2          | 22.6         | 19.8         | 21.5         | 23.7         | 21.4         | 18.0  |
| <b>TOTAL</b>   | <b>100.0</b>  | <b>100.0</b> | <b>100.0</b> | <b>100.0</b> | <b>100.0</b> | <b>100.0</b> | <b>100.0</b> | <b>100.0</b>    | <b>100.0</b> | <b>100.0</b> | <b>100.0</b> | <b>100.0</b> | <b>100.0</b> | <b>100.0</b> | <b>100.0</b>  | <b>100.0</b> | <b>100.0</b> | <b>100.0</b> | <b>100.0</b> | <b>100.0</b> |       |

**Table 14. (Continued)**

**Distribution of adolescents (%) according to their first sexual relation, age of the partner and advise in case of impregnation without marriage**

|  | Armenia      |              |              |              |              |              |              | Azerbaijan   |              |              |              |              |              |              | Georgia      |              |              |              |              |              |              |  |  |
|--|--------------|--------------|--------------|--------------|--------------|--------------|--------------|--------------|--------------|--------------|--------------|--------------|--------------|--------------|--------------|--------------|--------------|--------------|--------------|--------------|--------------|--|--|
|  | Total        | Male         | Female       | Male age     |              | Female age   |              | Total        | Male         | Female       | Male age     |              | Female age   |              | Total        | Male         | Female       | Male age     |              | Female age   |              |  |  |
|  |              |              |              | 14-16        | 17-19        | 14-16        | 17-19        |              |              |              | 14-16        | 17-19        | 14-16        | 17-19        |              |              |              | 14-16        | 17-19        | 14-16        | 17-19        |  |  |
| <b>In case of unintended pregnancy</b>               |              |              |              |              |              |              |              |              |              |              |              |              |              |              |              |              |              |              |              |              |              |  |  |
| To interrupt pregnancy                               | 51.3         | 57.5         | 45.0         | 55.0         | 60.0         | 50.0         | 40.0         | 45.6         | 41.1         | 49.9         | 41.9         | 40.5         | 50.0         | 49.9         | 21.5         | 17.2         | 25.8         | 16.6         | 17.8         | 31.8         | 19.4         |  |  |
| To give birth and raise the child                    | 7.5          | 7.5          | 7.5          | 10.0         | 5.0          | 10.0         | 5.0          | 16.6         | 23.5         | 10.1         | 23.9         | 23.2         | 7.5          | 12.1         | 23.3         | 20.8         | 25.9         | 16.9         | 24.9         | 24.2         | 27.7         |  |  |
| To give birth and find adopted parents for the child |              |              |              |              |              |              |              | 2.0          | 2.7          | 1.3          | 2.1          | 3.1          | 1.5          | 1.1          | 2.7          | 2.4          | 2.9          | 3.4          | 1.4          | 3.2          | 2.6          |  |  |
| To seek doctor's advice                              | 33.8         | 27.5         | 40.0         | 25.0         | 30.0         | 35.0         | 45.0         | 19.0         | 20.1         | 18.0         | 19.2         | 20.7         | 17.9         | 18.0         | 14.4         | 16.7         | 12.1         | 14.6         | 19.0         | 9.7          | 14.6         |  |  |
| To seek parents' advice                              | 7.5          | 7.5          | 7.5          | 10.0         | 5.0          | 5.0          | 10.0         | 16.0         | 12.1         | 19.7         | 12.0         | 12.2         | 22.0         | 18.0         | 22.0         | 19.8         | 24.3         | 24.7         | 14.7         | 20.8         | 28.0         |  |  |
| To make a confidence phone call                      |              |              |              |              |              |              |              | 0.3          | 0.2          | 0.5          | 0.4          |              | 0.4          | 0.6          | 4.8          | 9.2          | 0.3          | 9.3          | 9.1          | 0.6          |              |  |  |
| Other  |              |              |              |              |              |              |              | 0.2          | 0.3          | 0.2          | 0.5          | 0.3          | 0.4          |              | 1.0          | 1.7          | 0.3          | 1.4          | 2.0          | 0.7          |              |  |  |
| Refuse to answer                                     |              |              |              |              |              |              |              | 0.3          |              | 0.3          |              |              | 0.3          | 0.3          | 10.3         | 12.2         | 8.4          | 13.1         | 11.1         | 9.0          | 7.7          |  |  |
| <b>TOTAL</b>   | <b>100.0</b> | <b>100.0</b> | <b>100.0</b> | <b>100.0</b> | <b>100.0</b> | <b>100.0</b> | <b>100.0</b> | <b>100.0</b> | <b>100.0</b> | <b>100.0</b> | <b>100.0</b> | <b>100.0</b> | <b>100.0</b> | <b>100.0</b> | <b>100.0</b> | <b>100.0</b> | <b>100.0</b> | <b>100.0</b> | <b>100.0</b> | <b>100.0</b> | <b>100.0</b> |  |  |

**Table 15.**  
**Distribution of adolescents (%) according to their awareness and knowledge about abortion and possibility of preventing unintended pregnancy**

|  | Armenia      |              |              |              |              |              |              | Azerbaijan   |              |              |              |              |              |              | Georgia      |              |              |              |              |              |              |
|--|--------------|--------------|--------------|--------------|--------------|--------------|--------------|--------------|--------------|--------------|--------------|--------------|--------------|--------------|--------------|--------------|--------------|--------------|--------------|--------------|--------------|
|  | Total        | Male         | Female       | Male age     |              | Female age   |              | Total        | Male         | Female       | Male age     |              | Female age   |              | Total        | Male         | Female       | Male age     |              | Female age   |              |
|  |              |              |              | 14-16        | 17-19        | 14-16        | 17-19        |              |              |              | 14-16        | 17-19        | 14-16        | 17-19        |              |              |              | 14-16        | 17-19        | 14-16        | 17-19        |
| <b>What is abortion?</b>   |              |              |              |              |              |              |              |              |              |              |              |              |              |              |              |              |              |              |              |              |              |
| Knows  | 97.4         | 97.1         | 97.7         | 95.2         | 99.0         | 96.4         | 98.9         | 79.8         | 81.3         | 78.3         | 74.8         | 85.6         | 69.8         | 84.8         | 97.7         | 97.1         | 98.3         | 95.7         | 98.6         | 98.7         | 97.8         |
| Does not know  | 2.6          | 2.9          | 2.3          | 4.8          | 1.0          | 3.6          | 1.1          | 20.2         | 18.7         | 21.7         | 25.2         | 14.4         | 30.2         | 15.2         | 2.3          | 2.9          | 1.7          | 4.3          | 1.4          | 1.3          | 2.2          |
| <b>TOTAL</b>   | <b>100.0</b> | <b>100.0</b> | <b>100.0</b> | <b>100.0</b> | <b>100.0</b> | <b>100.0</b> | <b>100.0</b> | <b>100.0</b> | <b>100.0</b> | <b>100.0</b> | <b>100.0</b> | <b>100.0</b> | <b>100.0</b> | <b>100.0</b> | <b>100.0</b> | <b>100.0</b> | <b>100.0</b> | <b>100.0</b> | <b>100.0</b> | <b>100.0</b> | <b>100.0</b> |
| <b>Assessment of abortion</b>  |              |              |              |              |              |              |              |              |              |              |              |              |              |              |              |              |              |              |              |              |              |
| It is harmful for health   | 67.5         | 57.5         | 77.5         | 55.0         | 60.0         | 80.0         | 75.0         | 64.2         | 68.8         | 59.8         | 68.0         | 69.2         | 62.6         | 58.1         | 42.0         | 41.2         | 42.7         | 43.5         | 38.8         | 40.8         | 44.8         |
| It causes psychic stress   | 76.3         | 52.5         | 100.0        | 60.0         | 45.0         | 100.0        | 100.0        | 10.3         | 17.6         | 3.1          | 16.0         | 18.5         | 3.2          | 3.0          | 14.1         | 8.2          | 20.0         | 11.2         | 5.2          | 18.3         | 21.8         |
| Based on the religious considerations, it is a sin                             | 15.0         | 10.0         | 20.0         | 10.0         | 10.0         | 15.0         | 25.0         | 31.8         | 30.6         | 33.0         | 30.9         | 30.5         | 28.9         | 35.5         | 78.2         | 72.9         | 83.6         | 70.3         | 75.7         | 84.9         | 82.2         |
| It is a result of inconsideration  | 30.0         | 32.5         | 27.5         | 30.0         | 35.0         | 20.0         | 35.0         | 5.6          | 6.7          | 4.5          | 6.3          | 7.0          | 5.3          | 4.0          | 13.8         | 11.5         | 16.2         | 14.3         | 8.6          | 17.0         | 15.2         |
| It is a result of unawareness of the methods of avoiding undesirable pregnancy | 87.5         | 90.0         | 85.0         | 85.0         | 95.0         | 80.0         | 90.0         | 2.4          | 3.8          | 1.0          | 2.3          | 4.6          | 0.5          | 1.3          | 10.2         | 5.6          | 14.9         | 5.1          | 6.0          | 13.1         | 16.9         |
| <b>Negative medical consequences of abortion</b>                               |              |              |              |              |              |              |              |              |              |              |              |              |              |              |              |              |              |              |              |              |              |
| Hemorrhage   | 42.5         | 25.0         | 60.0         | 20.0         | 30.0         | 50.0         | 70.0         | 35.2         | 45.1         | 25.6         | 41.1         | 47.4         | 25.7         | 25.6         | 21.1         | 11.9         | 30.3         | 10.8         | 13.1         | 26.3         | 34.6         |
| Uterine injuries   | 16.3         | 15.0         | 17.5         | 10.0         | 20.0         | 15.0         | 20.0         | 22.3         | 30.4         | 14.3         | 28.6         | 31.5         | 15.0         | 14.0         | 28.5         | 22.7         | 34.3         | 21.1         | 24.5         | 31.8         | 37.0         |
| Exacerbation and upward spreading of inflammatory processes                    | 13.8         | 17.5         | 10.0         | 15.0         | 20.0         | 5.0          | 15.0         | 5.1          | 8.8          | 1.4          | 7.4          | 9.6          | 2.7          | 0.7          | 12.2         | 8.1          | 16.4         | 6.0          | 10.2         | 13.8         | 19.2         |
| Infections   | 20.0         | 15.0         | 25.0         | 10.0         | 20.0         | 15.0         | 35.0         | 14.9         | 17.6         | 12.3         | 19.4         | 16.6         | 14.4         | 11.0         | 10.6         | 4.7          | 16.5         | 3.6          | 5.9          | 12.6         | 20.7         |
| Infertility  | 52.5         | 60.0         | 45.0         | 70.0         | 50.0         | 45.0         | 45.0         | 35.3         | 24.5         | 45.9         | 24.6         | 24.5         | 42.8         | 47.8         | 53.8         | 51.7         | 55.9         | 47.1         | 56.6         | 41.6         | 71.4         |
| Other  |              |              |              |              |              |              |              | 1.4          | 1.0          | 1.8          |              | 1.6          | 1.0          | 2.3          | 4.9          | 5.3          | 4.5          | 5.5          | 5.1          | 5.8          | 3.1          |
| Refuse to answer   |              |              |              |              |              |              |              | 1.6          | 1.0          | 2.0          | 1.1          | 1.0          | 2.1          | 2.0          | 15.4         | 16.7         | 14.2         | 22.0         | 11.1         | 21.6         | 6.3          |
| <b>Awareness about possibility of preventing unintended pregnancy</b>          |              |              |              |              |              |              |              |              |              |              |              |              |              |              |              |              |              |              |              |              |              |
| Knows  | 98.3         | 98.4         | 98.2         | 96.8         | 100.0        | 96.4         | 100.0        | 77.1         | 88.7         | 65.8         | 84.0         | 91.4         | 56.1         | 71.8         | 74.9         | 74.1         | 75.8         | 70.7         | 77.8         | 67.8         | 84.2         |
| Does not know  | 1.7          | 1.6          | 1.8          | 3.2          |              | 3.6          |              | 22.9         | 11.3         | 34.2         | 16.0         | 8.6          | 43.9         | 28.2         | 25.1         | 25.9         | 24.2         | 29.3         | 22.2         | 32.2         | 15.8         |
| <b>TOTAL</b>   | <b>100.0</b> | <b>100.0</b> | <b>100.0</b> | <b>100.0</b> | <b>100.0</b> | <b>100.0</b> | <b>100.0</b> | <b>100.0</b> | <b>100.0</b> | <b>100.0</b> | <b>100.0</b> | <b>100.0</b> | <b>100.0</b> | <b>100.0</b> | <b>100.0</b> | <b>100.0</b> | <b>100.0</b> | <b>100.0</b> | <b>100.0</b> | <b>100.0</b> | <b>100.0</b> |
| <b>Awareness about methods of preventing unintended pregnancy</b>              |              |              |              |              |              |              |              |              |              |              |              |              |              |              |              |              |              |              |              |              |              |
| Heard  | 98.6         | 98.4         | 98.8         | 96.8         | 100.0        | 97.6         | 100.0        | 45.8         | 61.3         | 31.1         | 46.6         | 71.1         | 23.9         | 36.6         | 79.0         | 84.6         | 73.4         | 79.5         | 89.5         | 67.4         | 78.5         |
| Does not heard   | 1.4          | 1.6          | 1.2          | 3.2          |              | 2.4          |              | 54.2         | 38.7         | 68.9         | 53.4         | 28.9         | 76.1         | 63.4         | 21.0         | 15.4         | 26.6         | 20.5         | 10.5         | 32.6         | 21.5         |
| <b>TOTAL</b>   | <b>100.0</b> | <b>100.0</b> | <b>100.0</b> | <b>100.0</b> | <b>100.0</b> | <b>100.0</b> | <b>100.0</b> | <b>100.0</b> | <b>100.0</b> | <b>100.0</b> | <b>100.0</b> | <b>100.0</b> | <b>100.0</b> | <b>100.0</b> | <b>100.0</b> | <b>100.0</b> | <b>100.0</b> | <b>100.0</b> | <b>100.0</b> | <b>100.0</b> | <b>100.0</b> |

**Table 16.**

**Distribution of adolescents (%) according to awareness and knowledge about specific methods of preventing unintended pregnancy**

|                                | Armenia       |       |        |          |       |            |       | Azerbaijan    |      |        |          |       |            |       | Georgia       |      |        |          |       |            |       |
|--------------------------------|---------------|-------|--------|----------|-------|------------|-------|---------------|------|--------|----------|-------|------------|-------|---------------|------|--------|----------|-------|------------|-------|
|                                | Total         | Male  | Female | Male age |       | Female age |       | Total         | Male | Female | Male age |       | Female age |       | Total         | Male | Female | Male age |       | Female age |       |
|                                |               |       |        | 14-16    | 17-19 | 14-16      | 17-19 |               |      |        | 14-16    | 17-19 | 14-16      | 17-19 |               |      |        | 14-16    | 17-19 | 14-16      | 17-19 |
| <b>Heard</b>                   | <b>N= 330</b> |       |        |          |       |            |       | <b>N= 553</b> |      |        |          |       |            |       | <b>N= 356</b> |      |        |          |       |            |       |
| Sexual continence              | 39.0          | 40.0  | 38.0   | 55.2     | 25.0  | 28.0       | 47.9  | 39.1          | 25.9 | 63.4   | 21.3     | 27.9  | 62.5       | 63.8  | 73.0          | 72.1 | 74.2   | 68.6     | 75.0  | 75.8       | 73.0  |
| Hormonal pills                 | 34.0          | 23.0  | 44.0   | 20.7     | 26.0  | 29.3       | 59.6  | 52.3          | 46.0 | 63.9   | 35.2     | 50.6  | 50.0       | 70.8  | 65.4          | 60.1 | 71.4   | 48.2     | 70.5  | 65.8       | 75.5  |
| IUD (Spiral)                   | 37.0          | 31.0  | 42.0   | 36.2     | 26.0  | 39.0       | 45.7  | 36.7          | 21.4 | 64.9   | 7.4      | 27.5  | 50.0       | 72.3  | 60.7          | 58.0 | 63.8   | 53.9     | 61.5  | 50.3       | 73.7  |
| Condom                         | 99.0          | 99.0  | 99.0   | 100.0    | 97.9  | 100.0      | 97.9  | 79.0          | 95.0 | 49.5   | 93.5     | 95.6  | 39.1       | 54.6  | 68.8          | 54.3 | 85.5   | 62.2     | 47.4  | 87.3       | 84.1  |
| Contraception (pills, spiral)  |               |       |        |          |       |            |       |               |      |        |          |       |            | 49.4  | 51.3          | 47.2 | 45.1   | 56.6     | 33.2  | 57.6       |       |
| Injection                      | 1.0           | 1.0   | 2.0    |          | 1.0   |            | 4.3   | 8.5           | 5.0  | 14.9   | 1.9      | 6.4   | 14.1       | 15.4  | 31.9          | 38.1 | 24.8   | 33.6     | 42.0  | 20.2       | 28.2  |
| Implant                        |               |       |        |          |       |            |       | 4.2           | 3.1  | 6.2    | 0.9      | 4.0   | 4.7        | 6.9   | 17.1          | 20.2 | 13.4   | 18.0     | 22.2  | 8.6        | 17.0  |
| Spermicide                     | 29.0          | 17.0  | 42.0   | 19.0     | 14.6  | 43.9       | 39.4  | 11.6          | 4.7  | 24.2   | 4.6      | 4.8   | 31.3       | 20.8  | 20.8          | 23.7 | 17.5   | 20.8     | 26.3  | 11.5       | 21.9  |
| Vaginal diaphragm              |               |       |        |          |       |            |       | 5.2           | 3.9  | 7.7    | 1.9      | 4.8   | 9.4        | 6.9   | 14.2          | 16.7 | 11.3   | 12.6     | 20.2  | 4.3        | 16.4  |
| Female and male sterilization  | 6.0           | 3.0   | 8.0    | 2.6      | 4.2   | 7.3        | 8.5   | 6.0           | 4.3  | 9.0    | 0.9      | 5.8   | 10.2       | 8.5   | 20.1          | 24.2 | 15.4   | 18.0     | 29.5  | 8.7        | 20.3  |
| Calendar method                | 18.0          | 13.0  | 23.0   | 13.8     | 12.5  | 20.7       | 24.5  | 6.7           | 2.8  | 13.9   | 0.9      | 3.6   | 17.2       | 12.3  | 32.0          | 28.8 | 35.6   | 24.7     | 32.4  | 39.0       | 33.2  |
| Interrupted sexual intercourse | 96.0          | 96.0  | 95.0   | 96.6     | 95.8  | 95.1       | 94.7  | 14.5          | 14.5 | 14.4   | 13.0     | 15.1  | 17.2       | 13.1  | 34.9          | 43.5 | 25.0   | 40.1     | 46.4  | 21.7       | 27.4  |
| Breast feeding                 | 15.0          | 8.0   | 21.0   | 6.9      | 8.3   | 18.3       | 24.5  | 24.6          | 7.2  | 56.7   | 4.6      | 8.4   | 65.6       | 52.3  | 40.8          | 37.3 | 44.7   | 37.3     | 37.3  | 40.2       | 48.1  |
| Other                          | 2.0           | 2.0   | 3.0    | 1.7      | 2.1   | 3.7        | 2.1   | 4.2           | 3.3  | 5.7    |          | 4.8   | 3.1        | 6.9   | 2.7           | 3.2  | 2.0    |          | 6.0   |            | 3.5   |
| <b>Knows how to use</b>        | <b>N= 316</b> |       |        |          |       |            |       | <b>N= 143</b> |      |        |          |       |            |       | <b>N= 42</b>  |      |        |          |       |            |       |
| Sexual continence              | 33.0          | 33.0  | 32.0   | 46.0     | 20.4  | 22.2       | 42.4  | 15.4          | 2.3  | 35.1   | 9.1      | 1.3   | 50.0       | 30.2  | 18.8          | 13.4 | 62.0   | 14.2     | 12.9  |            | 62.0  |
| Hormonal pills                 | 13.0          | 5.0   | 22.0   | 4.0      | 6.5   | 14.8       | 28.3  | 18.2          | 7.0  | 35.1   | 9.1      | 6.7   | 21.4       | 39.5  | 2.1           | 2.4  |        |          | 4.0   |            |       |
| IUD (Spiral)                   | 14.0          | 8.0   | 21.0   | 8.0      | 7.5   | 18.5       | 22.8  | 12.6          | 4.7  | 24.6   |          | 5.3   | 28.6       | 23.3  | 11.8          | 10.8 | 20.4   |          | 17.9  |            | 20.4  |
| Condom                         | 100.0         | 100.0 | 100.0  | 100.0    | 100.0 | 100.0      | 100.0 | 71.3          | 93.0 | 38.6   | 90.9     | 93.3  | 14.3       | 46.5  | 84.9          | 87.4 | 65.0   | 100.0    | 79.0  |            | 65.0  |
| Contraception (pills, spiral)  |               |       |        |          |       |            |       |               |      |        |          |       |            | 5.7   | 5.2           | 20.4 | 6.6    | 6.4      |       | 20.4       |       |
| Injection                      | 1.0           | 1.0   | 2.0    |          | 1.1   |            | 4.3   | 4.2           | 3.5  | 5.3    |          | 4.0   | 14.3       | 2.3   | 4.8           | 5.4  |        |          | 8.9   |            |       |
| Implant                        |               |       |        |          |       |            |       | 2.8           | 3.5  | 1.8    |          | 4.0   |            | 2.3   | 7.4           | 8.4  |        |          | 13.9  |            |       |
| Spermicide                     | 30.0          | 19.0  | 42.0   | 22.0     | 15.1  | 44.4       | 40.2  | 4.2           | 3.5  | 5.3    |          | 4.0   | 7.1        | 4.7   | 4.8           | 5.4  |        |          | 8.9   |            |       |
| Vaginal diaphragm              |               |       |        |          |       |            |       | 2.8           | 3.5  | 1.8    |          | 4.0   |            | 2.3   | 4.8           | 5.4  |        |          | 8.9   |            |       |
| Female and male sterilization  | 8.5           | 8.5   | 8.0    | 3.0      | 14.0  | 7.4        | 8.7   | 3.2           | 3.5  | 2.7    |          | 4.0   |            | 3.5   | 2.1           | 2.4  |        |          | 4.0   |            |       |
| Female sterilization           | 12.0          | 14.0  | 9.0    | 4.0      | 24.7  | 8.6        | 9.8   | 2.8           | 2.3  | 3.5    |          | 2.7   |            | 4.7   | 2.1           | 2.4  |        |          | 4.0   |            |       |
| Male sterilization             | 5.0           | 3.0   | 7.0    | 2.0      | 3.2   | 6.2        | 7.6   | 3.5           | 4.7  | 1.8    |          | 5.3   |            | 2.3   | 2.1           | 2.4  |        |          | 4.0   |            |       |
| Calendar method                | 19.0          | 14.0  | 23.0   | 16.0     | 12.9  | 21.0       | 25.0  | 6.3           | 3.5  | 10.5   |          | 4.0   | 21.4       | 7.0   | 11.4          | 7.2  | 44.5   |          | 12.0  |            | 44.5  |
| Interrupted sexual intercourse | 95.0          | 93.0  | 96.0   | 90.0     | 96.8  | 97.5       | 94.6  | 11.9          | 8.1  | 17.5   |          | 9.3   | 28.6       | 14.0  | 9.6           | 8.6  | 17.5   | 14.2     | 4.9   |            | 17.5  |
| Breast feeding                 | 15.0          | 8.0   | 22.0   | 8.0      | 8.6   | 18.5       | 25.0  | 25.2          | 3.5  | 57.9   |          | 4.0   | 71.4       | 53.5  | 5.3           |      | 47.4   |          |       |            | 47.4  |
| Other                          | 3.0           | 2.0   | 3.0    | 2.0      | 2.2   | 3.7        | 2.2   |               |      |        |          |       |            |       |               |      |        |          |       |            |       |

**Table 18**  
**Distribution of adolescents (%) according to knowledge about specific methods of preventing unintended pregnancy and source of information about these methods**

|   | Armenia |       |        |          |       |            |               | Azerbaijan |      |        |          |       |            |               | Georgia |      |        |          |       |            |               |
|---|---------|-------|--------|----------|-------|------------|---------------|------------|------|--------|----------|-------|------------|---------------|---------|------|--------|----------|-------|------------|---------------|
|   | Total   | Male  | Female | Male age |       | Female age |               | Total      | Male | Female | Male age |       | Female age |               | Total   | Male | Female | Male age |       | Female age |               |
|   |         |       |        | 14-16    | 17-19 | 14-16      | 17-19         |            |      |        | 14-16    | 17-19 | 14-16      | 17-19         |         |      |        | 14-16    | 17-19 | 14-16      | 17-19         |
| <b>Considers as the most effective</b>            |         |       |        |          |       |            | <b>N= 316</b> |            |      |        |          |       |            | <b>N= 181</b> |         |      |        |          |       |            | <b>N= 12</b>  |
| Sexual continence                                 | 42.0    | 45.0  | 39.0   | 64.0     | 25.8  | 28.4       | 48.9          | 18.2       | 1.4  | 29.4   | 9.1      |       | 25.7       | 31.1          |         |      |        |          |       |            |               |
| Hormonal pills                                    | 35.0    | 25.0  | 45.0   | 24.0     | 26.9  | 29.6       | 60.9          | 18.8       | 5.6  | 27.5   | 18.2     | 3.3   | 14.3       | 33.8          |         |      |        |          |       |            |               |
| IUD (Spiral)                                      | 39.0    | 34.0  | 43.0   | 42.0     | 26.9  | 39.5       | 46.7          | 27.1       | 6.9  | 40.4   |          | 8.2   | 20.0       | 50.0          | 1.5     | 3.0  |        |          | 6.2   |            |               |
| Condom  | 99.0    | 100.0 | 98.0   | 100.0    | 100.0 | 98.8       | 97.8          | 51.4       | 88.9 | 26.6   | 90.9     | 88.5  | 8.6        | 35.1          | 19.6    | 28.7 | 10.3   | 32.8     | 24.2  |            | 21.2          |
| Contraception (pills, spiral)                     |         |       |        |          |       |            |               |            |      |        |          |       |            |               | 1.4     | 2.8  |        |          | 5.9   |            |               |
| Injection   |         |       |        |          |       |            |               | 2.8        | 1.4  | 3.7    |          | 1.6   | 2.9        | 4.1           |         |      |        |          |       |            |               |
| Implant   |         |       |        |          |       |            |               | 1.7        | 1.4  | 1.8    |          | 1.6   |            | 2.7           |         |      |        |          |       |            |               |
| Spermicide  |         |       |        |          |       |            |               | 6.6        |      | 11.0   |          |       | 14.3       | 9.5           |         |      |        |          |       |            |               |
| Vaginal diaphragm                                 |         |       |        |          |       |            |               | 2.8        |      | 4.6    |          |       | 5.7        | 4.1           |         |      |        |          |       |            |               |
| Female and male sterilization                     | 36.0    | 36.0  | 35.5   | 44.0     | 28.5  | 43.9       | 27.2          | 3.1        |      | 5.1    |          |       | 7.2        | 4.1           |         |      |        |          |       |            |               |
| Calendar method                                   |         |       |        |          |       |            |               | 3.9        |      | 6.4    |          |       | 8.6        | 5.4           |         |      |        |          |       |            |               |
| Interrupted sexual intercourse                    | 36.0    | 41.0  | 31.0   | 48.0     | 34.4  | 42.0       | 19.6          | 6.1        | 1.4  | 9.2    |          | 1.6   | 11.4       | 8.1           |         |      |        |          |       |            |               |
| Breast feeding                                    |         |       |        |          |       |            |               | 35.4       | 2.8  | 56.9   |          | 3.3   | 77.1       | 47.3          | 1.6     |      |        |          |       |            | 6.7           |
| Other   | 1.0     |       | 1.0    |          |       |            | 2.2           | 2.8        | 1.4  | 3.7    |          | 1.6   | 2.9        | 4.1           |         |      |        |          |       |            |               |
| <b>Sources of information about contraception</b> |         |       |        |          |       |            | <b>N= 80</b>  |            |      |        |          |       |            | <b>N= 555</b> |         |      |        |          |       |            | <b>N= 356</b> |
| Parents   |         |       |        |          |       |            |               | 1.1        | 20.1 | 0.9    | 1.2      | 21.9  | 19.2       |               | 10.0    | 4.2  | 16.7   | 2.5      | 5.7   | 21.5       | 13.1          |
| Grandparents                                      |         |       |        |          |       |            |               | 0.3        | 0.5  | 0.9    |          | 1.6   |            |               | 0.2     |      | 0.5    |          |       |            | 0.9           |
| Sibling(s)  |         |       |        |          |       |            |               | 0.8        | 3.1  | 2.8    |          | 6.3   | 1.5        |               | 1.2     | 1.2  | 1.1    | 1.4      | 1.1   | 1.5        | 0.9           |
| Other relatives                                   |         |       |        |          |       |            |               | 0.8        | 4.1  |        | 1.2      | 1.6   | 5.4        |               | 4.5     | 1.4  | 8.0    |          | 2.6   | 7.2        | 8.5           |
| Peers, friends                                    | 85.0    | 87.5  | 82.5   | 75.0     | 100.0 | 65.0       | 100.0         | 86.7       | 44.8 | 88.1   | 86.1     | 46.9  | 43.8       |               | 43.5    | 43.2 | 43.9   | 45.7     | 41.1  | 44.1       | 43.7          |
| Older acquaintances                               |         |       |        |          |       |            |               | 2.2        | 2.1  | 1.8    | 2.4      | 1.6   | 2.3        |               | 27.2    | 33.3 | 20.1   | 38.9     | 28.5  | 21.2       | 19.2          |
| Boyfriend/Girlfriend                              |         |       |        |          |       |            |               |            | 0.5  |        |          |       | 0.8        |               | 2.4     | 1.4  | 3.6    |          | 2.6   | 1.4        | 5.3           |
| Teacher   | 17.5    | 10.0  | 25.0   | 5.0      | 15.0  | 20.0       | 30.0          | 0.3        | 3.1  |        | 0.4      | 1.6   | 3.8        |               | 1.9     | 1.1  | 2.8    | 2.4      |       | 2.8        | 2.7           |
| Doctor  | 17.5    | 10.0  | 25.0   |          | 20.0  | 15.0       | 35.0          | 1.9        | 8.2  |        | 2.8      | 4.7   | 10.0       |               | 4.0     | 2.7  | 5.5    |          | 5.1   |            | 9.6           |
| Books and brochures                               | 81.3    | 72.5  | 90.0   | 65.0     | 80.0  | 85.0       | 95.0          | 2.5        | 4.6  | 0.9    | 3.2      | 3.1   | 5.4        |               | 11.4    | 6.1  | 17.4   | 1.4      | 10.2  | 11.6       | 21.7          |
| Magazines, newspapers                             |         |       |        |          |       |            |               | 0.3        | 2.6  |        | 0.4      |       | 3.8        |               | 7.0     | 4.2  | 10.3   | 2.7      | 5.5   | 7.2        | 12.5          |
| Radio   |         |       |        |          |       |            |               |            | 0.5  |        |          | 1.6   |            |               | 0.5     | 0.5  | 0.6    |          | 0.8   | 1.5        |               |
| Television  |         |       |        |          |       |            |               | 0.8        | 7.7  | 1.8    | 0.4      | 10.9  | 6.2        |               | 19.5    | 14.6 | 25.2   | 17.4     | 12.1  | 25.6       | 25.0          |
| Internet  |         |       |        |          |       |            |               | 2.2        |      | 2.8    | 2.0      |       |            |               | 12.1    | 16.5 | 7.0    | 20.9     | 12.7  | 7.2        | 6.8           |
| Other   |         |       |        |          |       |            |               |            |      |        |          |       |            |               | 1.1     | 1.5  | 0.6    |          | 2.8   |            | 1.0           |
| Refuse to answer                                  |         |       |        |          |       |            |               |            |      |        |          |       |            |               | 4.9     | 5.5  | 4.2    | 5.3      | 5.7   | 4.4        | 4.1           |



Table 20

## Distribution of adolescents (%) according to knowledge about places for obtaining contraceptive means

|  | Armenia      |       |        |          |       |            |       | Azerbaijan    |      |        |          |       |            |       | Georgia       |      |        |          |       |            |       |
|--|--------------|-------|--------|----------|-------|------------|-------|---------------|------|--------|----------|-------|------------|-------|---------------|------|--------|----------|-------|------------|-------|
|  | Total        | Male  | Female | Male age |       | Female age |       | Total         | Male | Female | Male age |       | Female age |       | Total         | Male | Female | Male age |       | Female age |       |
|  |              |       |        | 14-16    | 17-19 | 14-16      | 17-19 |               |      |        | 14-16    | 17-19 | 14-16      | 17-19 |               |      |        | 14-16    | 17-19 | 14-16      | 17-19 |
| <b>Health care facility _ Network of public health</b> | <b>N= 80</b> |       |        |          |       |            |       | <b>N= 190</b> |      |        |          |       |            |       | <b>N= 356</b> |      |        |          |       |            |       |
| Hormonal pills   | 71.3         | 60.0  | 82.5   | 55.0     | 65.0  | 85.0       | 80.0  | 9.0           | 5.0  | 14.0   | 6.0      | 5.0   | 10.0       | 16.0  | 21.6          | 25.3 | 15.8   | 31.9     | 19.3  | 17.9       | 15.0  |
| IUD (Spiral)   | 71.3         | 65.0  | 77.5   | 60.0     | 70.0  | 65.0       | 90.0  | 33.0          | 10.0 | 48.0   |          | 11.0  | 44.0       | 50.0  | 61.4          | 48.8 | 81.1   | 52.9     | 45.1  | 82.1       | 80.7  |
| Condom   | 28.8         | 27.5  | 30.0   | 15.0     | 40.0  | 35.0       | 25.0  | 4.0           | 4.0  | 7.0    | 4.0      | 3.0   | 7.0        | 7.0   | 3.1           | 1.0  | 6.4    | 2.2      |       | 5.9        | 6.6   |
| Emergency contraceptive pills                          |              |       |        |          |       |            |       | 26.0          | 5.0  | 53.0   | 17.0     |       | 100.0      | 47.0  | 18.8          | 22.6 | 12.9   | 31.7     | 14.2  | 17.9       | 10.9  |
| Injection  | 18.8         | 12.5  | 25.0   | 10.0     | 15.0  | 20.0       | 30.0  | 32.0          | 4.0  | 57.0   |          | 5.0   | 60.0       | 56.0  | 42.0          | 54.8 | 22.1   | 56.3     | 53.6  | 17.6       | 23.8  |
| Implant  |              |       |        |          |       |            |       | 38.0          | 5.0  | 81.0   |          | 6.0   | 80.0       | 82.0  | 46.7          | 62.2 | 22.4   | 62.3     | 62.2  | 17.7       | 24.2  |
| Spermicide   |              |       |        |          |       |            |       | 41.0          | 7.0  | 64.0   |          | 10.0  | 65.0       | 64.0  | 45.3          | 60.9 | 20.8   | 50.7     | 70.2  | 23.7       | 19.7  |
| Vaginal diaphragm                                      |              |       |        |          |       |            |       | 26.0          | 5.0  | 62.0   |          | 6.0   | 50.0       | 67.0  | 50.4          | 67.5 | 23.7   | 62.8     | 71.9  | 17.7       | 26.0  |
| <b>Health care facility – Private clinic</b>           | <b>N= 80</b> |       |        |          |       |            |       | <b>N= 110</b> |      |        |          |       |            |       | <b>N= 356</b> |      |        |          |       |            |       |
| Hormonal pills   | 88.8         | 87.5  | 90.0   | 95.0     | 80.0  | 85.0       | 95.0  | 4.8           | 3.5  | 6.1    |          | 4.6   | 9.8        | 4.4   | 17.0          | 22.1 | 10.8   | 26.5     | 18.4  | 11.7       | 10.5  |
| IUD (Spiral)   | 81.3         | 77.5  | 85.0   | 75.0     | 80.0  | 75.0       | 95.0  | 13.7          | 13.4 | 13.9   | 25.0     | 11.4  | 9.4        | 15.6  | 78.4          | 68.4 | 90.4   | 69.5     | 67.5  | 92.2       | 89.8  |
| Condom   | 82.5         | 82.5  | 82.5   | 70.0     | 95.0  | 75.0       | 90.0  | 2.0           | 1.8  | 3.1    |          | 2.5   |            | 4.2   | 5.2           | 4.6  | 6.0    | 1.8      | 6.9   | 7.8        | 5.4   |
| Emergency contraceptive pills                          | 55.0         | 42.5  | 67.5   | 45.0     | 40.0  | 65.0       | 70.0  | 23.7          | 33.3 | 11.8   |          | 46.7  |            | 13.3  | 26.8          | 36.5 | 15.0   | 41.6     | 32.1  | 19.4       | 13.4  |
| Injection  | 18.8         | 7.5   | 30.0   | 5.0      | 10.0  | 25.0       | 35.0  | 25.9          | 38.5 | 14.3   |          | 50.0  | 20.0       | 11.1  | 48.1          | 65.4 | 27.1   | 67.6     | 63.6  | 23.1       | 28.6  |
| Implant  |              |       |        |          |       |            |       | 32.4          | 47.6 | 12.5   |          | 62.5  | 20.0       | 9.1   | 55.6          | 75.4 | 31.5   | 80.2     | 71.3  | 34.8       | 30.3  |
| Spermicide   |              |       |        |          |       |            |       | 20.0          | 32.1 | 11.9   |          | 45.0  | 5.9        | 16.0  | 50.9          | 73.3 | 23.8   | 76.6     | 70.5  | 23.3       | 24.0  |
| Vaginal diaphragm                                      |              |       |        |          |       |            |       | 31.4          | 45.5 | 7.7    |          | 62.5  |            | 11.1  | 52.0          | 73.3 | 26.3   | 76.6     | 70.5  | 23.3       | 27.4  |
| <b>Pharmacy</b>  | <b>N= 80</b> |       |        |          |       |            |       | <b>N= 875</b> |      |        |          |       |            |       | <b>N= 356</b> |      |        |          |       |            |       |
| Hormonal pills   | 100.0        | 100.0 | 100.0  | 100.0    | 100.0 | 100.0      | 100.0 | 87.5          | 91.5 | 83.2   | 93.9     | 90.7  | 85.4       | 82.2  | 79.2          | 75.9 | 83.0   | 74.7     | 77.0  | 75.7       | 87.6  |
| IUD (Spiral)   | 100.0        | 100.0 | 100.0  | 100.0    | 100.0 | 100.0      | 100.0 | 58.8          | 78.0 | 45.9   | 75.0     | 78.6  | 53.1       | 43.3  | 72.6          | 71.6 | 73.8   | 69.9     | 73.0  | 61.5       | 81.5  |
| Condom   | 100.0        | 100.0 | 100.0  | 100.0    | 100.0 | 100.0      | 100.0 | 94.3          | 95.3 | 90.8   | 96.0     | 95.0  | 92.6       | 90.1  | 93.4          | 96.8 | 89.3   | 95.6     | 97.9  | 87.7       | 90.3  |
| Emergency contraceptive pills                          | 55.0         | 42.5  | 67.5   | 45.0     | 40.0  | 65.0       | 70.0  | 55.3          | 66.7 | 41.2   | 100.0    | 53.3  |            | 46.7  | 67.4          | 76.8 | 56.4   | 75.7     | 77.7  | 45.9       | 63.0  |
| Injection  |              |       |        |          |       |            |       | 44.4          | 57.7 | 32.1   | 100.0    | 45.0  | 20.0       | 38.9  | 55.5          | 67.8 | 41.1   | 66.8     | 68.7  | 42.3       | 40.4  |
| Implant  |              |       |        |          |       |            |       | 32.4          | 47.6 | 12.5   | 100.0    | 31.3  |            | 18.2  | 43.9          | 60.4 | 24.6   | 62.8     | 58.4  | 22.9       | 25.7  |
| Spermicide   |              |       |        |          |       |            |       | 41.4          | 60.7 | 28.6   | 100.0    | 45.0  | 29.4       | 28.0  | 42.5          | 58.6 | 23.7   | 62.8     | 55.0  | 21.1       | 25.3  |
| Vaginal diaphragm                                      |              |       |        |          |       |            |       | 45.7          | 50.0 | 38.5   | 100.0    | 31.3  | 50.0       | 33.3  | 40.8          | 57.7 | 21.1   | 63.1     | 53.2  | 15.9       | 24.3  |

**Table 21**  
**Distribution of adolescents (%) according to reasons for use or disuse of the methods of contraception during the first sexual relation**

|  | Armenia |      |        |          |       |            | Azerbaijan |              |              |              |              |               | Georgia      |              |              |              |               |              |              |              |              |
|--|---------|------|--------|----------|-------|------------|------------|--------------|--------------|--------------|--------------|---------------|--------------|--------------|--------------|--------------|---------------|--------------|--------------|--------------|--------------|
|  | Total   | Male | Female | Male age |       | Female age |            | Total        | Male         | Female       | Male age     |               | Female age   |              | Total        | Male         | Female        | Male age     |              | Female age   |              |
|  |         |      |        | 14-16    | 17-19 | 14-16      | 17-19      |              |              |              | 14-16        | 17-19         | 14-16        | 17-19        |              |              |               | 14-16        | 17-19        | 14-16        | 17-19        |
| <b>Any of contraception methods during the first sexual relation:</b>                    |         |      |        |          |       |            |            |              |              |              |              | <b>N= 203</b> |              |              |              |              | <b>N= 198</b> |              |              |              |              |
| Yes, used  |         |      |        |          |       |            |            | 54.7         | 56.6         |              | 62.1         | 55.7          |              |              | 80.5         | 82.7         | 30.9          | 80.9         | 83.7         |              | 30.9         |
| No, does not used  |         |      |        |          |       |            |            | 45.3         | 43.4         | 100.0        | 37.9         | 44.3          | 100.0        | 100.0        | 19.5         | 17.3         | 69.1          | 19.1         | 16.3         |              | 69.1         |
| <b>TOTAL</b>   |         |      |        |          |       |            |            | <b>100.0</b> | <b>100.0</b> | <b>100.0</b> | <b>100.0</b> | <b>100.0</b>  | <b>100.0</b> | <b>100.0</b> | <b>100.0</b> | <b>100.0</b> | <b>100.0</b>  | <b>100.0</b> | <b>100.0</b> | -            | <b>100.0</b> |
| <b>Contraception method used during the first sexual relation:</b>                       |         |      |        |          |       |            |            |              |              |              |              | <b>N= 111</b> |              |              |              |              | <b>N= 159</b> |              |              |              |              |
| Hormonal pills   |         |      |        |          |       |            |            | 2.7          | 2.7          |              | 11.1         | 1.1           |              |              | 3.3          | 3.4          |               | 4.2          | 3.0          |              |              |
| Condom   |         |      |        |          |       |            |            | 96.4         | 96.4         |              | 83.3         | 98.9          |              |              | 96.7         | 96.6         | 100.0         | 95.8         | 97.0         |              | 100.0        |
| Contraception (pills)  |         |      |        |          |       |            |            | 0.9          | 0.9          |              | 5.6          |               |              |              |              |              |               |              |              |              |              |
| Calendar method  |         |      |        |          |       |            |            |              |              |              |              |               |              |              |              |              |               |              |              |              |              |
| Interrupted sexual intercourse   |         |      |        |          |       |            |            |              |              |              |              |               |              |              |              |              |               |              |              |              |              |
| Other  |         |      |        |          |       |            |            |              |              |              |              |               |              |              |              |              |               |              |              |              |              |
| <b>TOTAL</b>   |         |      |        |          |       |            |            | <b>100.0</b> | <b>100.0</b> | -            | <b>100.0</b> | <b>100.0</b>  | -            | -            | <b>100.0</b> | <b>100.0</b> | <b>100.0</b>  | <b>100.0</b> | <b>100.0</b> | -            | <b>100.0</b> |
| <b>Reason for disuse of the method of contraception during the first sexual relation</b> |         |      |        |          |       |            |            |              |              |              |              | <b>N= 92</b>  |              |              |              |              | <b>N= 39</b>  |              |              |              |              |
| Sexual intercourse was unexpected  |         |      |        |          |       |            |            | 55.4         | 57.6         | 28.6         | 63.6         | 56.8          | 66.7         |              | 21.7         | 23.0         | 14.1          | 33.3         | 16.9         |              | 14.1         |
| I thought that this period of menstrual cycle was safe                                   |         |      |        |          |       |            |            |              |              |              |              |               |              |              | 2.1          |              | 14.1          |              |              |              | 14.1         |
| I was not able to get a contraceptive  |         |      |        |          |       |            |            | 3.3          | 3.5          |              |              | 4.1           |              |              | 5.8          | 6.8          |               |              | 10.9         |              |              |
| It was impossible to acquire it confidentially   |         |      |        |          |       |            |            | 2.2          | 2.4          |              |              | 2.7           |              |              |              |              |               |              |              |              |              |
| Acquiring it caused the feeling of shame   |         |      |        |          |       |            |            | 5.4          | 4.7          | 14.3         |              | 5.4           | 25.0         |              | 7.1          | 8.3          |               | 8.1          | 8.5          |              |              |
| I was against using a contraceptive  |         |      |        |          |       |            |            | 3.3          | 2.4          | 14.3         |              | 2.7           | 25.0         |              |              |              |               |              |              |              |              |
| My partner was against using a contraceptive   |         |      |        |          |       |            |            | 3.3          | 3.5          |              | 9.1          | 2.7           |              |              | 4.9          | 5.8          |               | 8.0          | 4.4          |              |              |
| I did not know about contraceptives  |         |      |        |          |       |            |            | 8.7          | 9.4          |              | 18.2         | 8.1           |              |              | 10.0         | 11.8         |               | 8.0          | 14.1         |              |              |
| I wanted to get pregnant   |         |      |        |          |       |            |            | 3.3          | 1.2          | 28.6         |              | 1.4           | 50.0         |              | 7.8          | 2.8          | 35.9          |              | 4.4          |              | 35.9         |
| I thought that contraceptives were harmful for health                                    |         |      |        |          |       |            |            | 7.6          | 8.2          |              |              | 9.5           |              |              | 2.2          | 2.6          |               |              | 4.2          |              |              |
| Refuse to answer   |         |      |        |          |       |            |            | 7.5          | 7.1          | 14.2         | 9.1          | 6.6           | 33.3         | -            | 38.4         | 38.9         | 35.9          | 42.6         | 36.6         |              | 35.9         |
| <b>TOTAL</b>   |         |      |        |          |       |            |            | <b>100.0</b> | <b>100.0</b> | <b>100.0</b> | <b>100.0</b> | <b>100.0</b>  | <b>100.0</b> | <b>100.0</b> | <b>100.0</b> | <b>100.0</b> | <b>100.0</b>  | <b>100.0</b> | -            | <b>100.0</b> |              |

Table 22

## Distribution of adolescents (%) according to reasons for use or disuse of the methods of contraception

|  | Armenia |      |        |                   |                     | Azerbaijan   |              |              |                   |                     | Georgia       |              |              |                   |                     |              |              |              |              |      |
|--|---------|------|--------|-------------------|---------------------|--------------|--------------|--------------|-------------------|---------------------|---------------|--------------|--------------|-------------------|---------------------|--------------|--------------|--------------|--------------|------|
|  | Total   | Male | Female | Male age<br>14-16 | Female age<br>14-16 | Total        | Male         | Female       | Male age<br>14-16 | Female age<br>14-16 | Total         | Male         | Female       | Male age<br>14-16 | Female age<br>14-16 |              |              |              |              |      |
| <b>Uses method of contraception at present by the following reason:</b>                      |         |      |        |                   |                     |              |              |              |                   |                     | <b>N= 203</b> |              |              |                   |                     |              |              |              |              |      |
| Doctor's advice  |         |      |        |                   |                     | 4.4          | 4.6          |              | 6.9               | 4.2                 |               |              |              | 7.8               | 6.4                 | 40.7         | 8.1          | 5.5          | 40.7         |      |
| Acceptable price   |         |      |        |                   |                     | 0.5          | 0.5          |              |                   | 0.6                 |               |              |              | 10.4              | 10.9                |              | 10.8         | 10.9         |              |      |
| Effectiveness  |         |      |        |                   |                     | 3.4          | 3.6          |              | 3.4               | 3.6                 |               |              |              | 12.4              | 12.5                | 9.8          | 9.8          | 13.9         | 9.8          |      |
| Safety   |         |      |        |                   |                     | 55.7         | 56.6         | 28.6         | 51.7              | 57.5                | 66.7          |              |              |                   | 39.7                | 41.0         | 9.8          | 39.1         | 42.0         | 9.8  |
| Ease of use  |         |      |        |                   |                     |              |              |              |                   |                     |               |              |              | 8.4               | 8.3                 | 9.8          | 8.2          | 8.3          | 9.8          |      |
| It can be acquired confidentially  |         |      |        |                   |                     | 0.5          | 0.5          |              |                   | 0.6                 |               |              |              | 3.6               | 3.7                 |              | 6.8          | 2.1          |              |      |
| Acquiring it doesn't cause the feeling of shame  |         |      |        |                   |                     | 1.0          | 0.5          | 14.3         | 3.4               |                     | 25.0          |              |              |                   | 8.7                 | 9.1          |              | 13.2         | 6.9          |      |
| Partner's preference   |         |      |        |                   |                     | 1.0          | 1.0          |              |                   | 1.2                 |               |              |              | 1.0               | 1.0                 |              | 1.5          | 0.7          |              |      |
| Acquaintances' advice  |         |      |        |                   |                     | 2.5          | 2.6          |              | 6.9               | 1.8                 |               |              |              | 14.1              | 14.7                |              | 23.1         | 10.5         |              |      |
| Information from media   |         |      |        |                   |                     |              |              |              |                   |                     |               |              |              | 2.0               | 2.1                 |              | 1.5          | 2.3          |              |      |
| Information from internet  |         |      |        |                   |                     | 0.5          | 0.5          |              | 3.4               |                     |               |              |              |                   | 1.5                 | 1.6          |              | 4.6          |              |      |
| Other  |         |      |        |                   |                     | 30.5         | 29.6         | 57.1         | 24.1              | 30.5                | 33.3          | 75.0         | 18.6         | 17.2              | 49.6                | 15.8         | 17.9         |              | 49.6         |      |
| <b>Used method of contraception, but does not use it at present by the following reason:</b> |         |      |        |                   |                     |              |              |              |                   |                     | <b>N= 203</b> |              |              |                   |                     |              |              |              |              |      |
| It was not effective   |         |      |        |                   |                     | 3.0          | 2.6          | 14.3         | 3.4               | 2.4                 | 25.0          |              |              |                   | 1.2                 | 3.4          |              | 2.8          | 4.5          |      |
| We want to have a child  |         |      |        |                   |                     |              |              |              |                   |                     |               |              |              | 0.6               | 0.5                 | 0.6          |              | 1.6          | 1.3          |      |
| Partner did not like it  |         |      |        |                   |                     | 1.0          | 1.0          |              |                   | 1.2                 |               |              |              |                   |                     |              |              |              |              |      |
| It caused side effects   |         |      |        |                   |                     |              |              |              |                   |                     |               |              |              |                   |                     |              |              |              |              |      |
| It was difficult to get  |         |      |        |                   |                     |              |              |              |                   |                     |               |              |              | 0.2               |                     | 0.3          |              |              | 0.6          |      |
| The price was not acceptable   |         |      |        |                   |                     |              |              |              |                   |                     |               |              |              | 0.2               | 0.7                 |              |              | 1.9          |              |      |
| We wanted to try a different method  |         |      |        |                   |                     |              |              |              |                   |                     |               |              |              | 1.1               | 3.1                 |              | 2.2          | 5.0          |              |      |
| It was inconvenient to use   |         |      |        |                   |                     | 0.5          | 0.5          |              | 3.4               |                     |               |              |              |                   | 0.8                 | 2.2          |              | 1.7          | 3.0          |      |
| We have not had sexual relations   |         |      |        |                   |                     |              |              |              |                   |                     |               |              |              | 86.5              | 67.0                | 97.7         | 83.3         | 35.7         | 100.0        | 95.2 |
| No, does not used  |         |      |        |                   |                     | 32.5         | 31.6         | 57.1         | 37.9              | 30.5                | 33.3          | 75.0         | 9.4          | 23.1              | 1.4                 | 10.0         | 48.3         |              | 2.9          |      |
| It is the sin  |         |      |        |                   |                     | 0.5          | 0.5          |              |                   | 0.6                 |               |              |              |                   |                     |              |              |              |              |      |
| It did not stop\ it did not happen   |         |      |        |                   |                     | 62.1         | 63.3         | 28.6         | 55.3              | 64.7                | 66.7          |              |              |                   |                     |              |              |              |              |      |
| Other  |         |      |        |                   |                     | 0.4          | 0.5          |              |                   | 0.6                 |               |              |              |                   |                     |              |              |              |              |      |
| <b>TOTAL</b>   |         |      |        |                   |                     | <b>100.0</b> | <b>100.0</b> | <b>100.0</b> | <b>100.0</b>      | <b>100.0</b>        | <b>100.0</b>  | <b>100.0</b> | <b>100.0</b> | <b>100.0</b>      | <b>100.0</b>        | <b>100.0</b> | <b>100.0</b> | <b>100.0</b> | <b>100.0</b> |      |
| <b>Has never used contraception by the following reason:</b>                                 |         |      |        |                   |                     |              |              |              |                   |                     | <b>N= 184</b> |              |              |                   |                     |              |              |              |              |      |
| It is difficult to get   |         |      |        |                   |                     | 2.7          | 2.8          |              | 3.6               | 2.6                 |               |              |              |                   |                     |              |              |              |              |      |
| It is expensive  |         |      |        |                   |                     |              |              |              |                   |                     |               |              |              |                   |                     |              |              |              |              |      |
| We do not consider it safe   |         |      |        |                   |                     | 5.4          | 5.6          |              | 3.6               | 5.9                 |               |              |              | 0.4               | 1.2                 |              |              | 4.0          |              |      |
| We do not have sufficient information  |         |      |        |                   |                     | 9.2          | 8.9          | 25.0         | 14.3              | 7.9                 | 25.0          |              |              |                   | 0.2                 | 0.7          |              | 1.0          |              |      |
| Partner is against it  |         |      |        |                   |                     | 1.1          | 1.1          |              | 3.6               | 0.7                 |               |              |              |                   |                     |              |              |              |              |      |
| We are afraid of side effects  |         |      |        |                   |                     | 1.1          | 1.1          |              |                   | 1.3                 |               |              |              | 0.2               | 0.6                 |              |              | 2.0          |              |      |
| It is impossible to acquire it confidentially  |         |      |        |                   |                     | 0.5          | 0.6          |              | 3.6               |                     |               |              |              |                   |                     |              |              |              |              |      |
| Acquiring it causes the feeling of shame   |         |      |        |                   |                     | 2.7          | 2.8          |              |                   | 3.3                 |               |              |              | 0.2               | 0.7                 |              | 1.0          |              |              |      |
| Because of religious considerations  |         |      |        |                   |                     |              |              |              |                   |                     |               |              |              |                   |                     |              |              |              |              |      |
| Because of health conditions   |         |      |        |                   |                     | 4.3          | 4.4          |              |                   | 5.3                 |               |              |              |                   |                     |              |              |              |              |      |
| I want(ed) to have a child   |         |      |        |                   |                     |              |              |              |                   |                     |               |              |              | 0.5               |                     | 0.7          |              |              | 1.5          |      |
| I have never had sexual relations  |         |      |        |                   |                     | 66.8         | 66.7         | 75.0         | 67.9              | 66.4                | -             | 75.0         | 91.7         | 77.7              | 98.6                | 90.1         | 48.2         | 100.0        | 97.0         |      |
| Refuse to answer   |         |      |        |                   |                     | 6.2          | 6.0          | -            | 3.4               | 6.6                 | 100.0         | -            | 6.8          | 19.1              | 0.7                 | 7.9          | 45.8         |              | 1.5          |      |
| <b>TOTAL</b>   |         |      |        |                   |                     | <b>100.0</b> | <b>100.0</b> | <b>100.0</b> | <b>100.0</b>      | <b>100.0</b>        | <b>100.0</b>  | <b>100.0</b> | <b>100.0</b> | <b>100.0</b>      | <b>100.0</b>        | <b>100.0</b> | <b>100.0</b> | <b>100.0</b> | <b>100.0</b> |      |

**Table 23**

**Distribution of adolescents (%) according to opinion about sexual restraint before marriage and preventing unintended pregnancy**

|   | Armenia       |              |              |              |              |              |              | Azerbaijan      |              |              |              |              |              |              | Georgia       |              |              |              |              |              |              |
|---|---------------|--------------|--------------|--------------|--------------|--------------|--------------|-----------------|--------------|--------------|--------------|--------------|--------------|--------------|---------------|--------------|--------------|--------------|--------------|--------------|--------------|
|   | Total         | Male         | Female       | Male age     |              | Female age   |              | Total           | Male         | Female       | Male age     |              | Female age   |              | Total         | Male         | Female       | Male age     |              | Female age   |              |
|   |               |              |              | 14-16        | 17-19        | 14-16        | 17-19        |                 |              |              | 14-16        | 17-19        | 14-16        | 17-19        |               |              |              | 14-16        | 17-19        | 14-16        | 17-19        |
| <b>Expediency of sexual restraint before marriage</b>         | <b>N= 336</b> |              |              |              |              |              |              | <b>N= 1,210</b> |              |              |              |              |              |              | <b>N= 600</b> |              |              |              |              |              |              |
| Yes, it is necessary  | 63.8          | 40.0         | 87.5         | 45.0         | 35.0         | 100.0        | 75.0         | 86.9            | 80.1         | 93.3         | 81.2         | 79.3         | 95.9         | 91.3         | 69.6          | 53.8         | 85.8         | 54.7         | 52.8         | 87.0         | 84.4         |
| No, it is not necessary                                       | 36.3          | 60.0         | 12.5         | 55.0         | 65.0         |              | 25.0         | 13.1            | 19.9         | 6.7          | 18.8         | 20.7         | 4.1          | 8.7          | 29.1          | 45.9         | 11.9         | 45.3         | 46.6         | 11.0         | 12.9         |
| Refuse to answer  |               |              |              |              |              |              |              |                 |              |              |              |              |              |              | 1.3           | 0.3          | 2.3          |              | 0.6          | 1.9          | 2.7          |
| <b>TOTAL</b>  | <b>100.0</b>  | <b>100.0</b> | <b>100.0</b> | <b>100.0</b> | <b>100.0</b> | <b>100.0</b> | <b>100.0</b> | <b>100.0</b>    | <b>100.0</b> | <b>100.0</b> | <b>100.0</b> | <b>100.0</b> | <b>100.0</b> | <b>100.0</b> | <b>100.0</b>  | <b>100.0</b> | <b>100.0</b> | <b>100.0</b> | <b>100.0</b> | <b>99.9</b>  | <b>100.0</b> |
| <b>Reality of sexual restraint before marriage</b>            | <b>N= 336</b> |              |              |              |              |              |              | <b>N= 1,210</b> |              |              |              |              |              |              | <b>N= 600</b> |              |              |              |              |              |              |
| <b>For men</b>  |               |              |              |              |              |              |              |                 |              |              |              |              |              |              |               |              |              |              |              |              |              |
| Realistic   | 15.0          | 10.0         | 20.0         | 15.0         | 5.0          | 25.0         | 15.0         | 36.1            | 54.3         | 18.9         | 63.2         | 48.4         | 20.1         | 18.0         | 19.4          | 16.4         | 22.4         | 21.8         | 10.7         | 23.9         | 20.7         |
| Unrealistic   | 85.0          | 90.0         | 80.0         | 85.0         | 95.0         | 75.0         | 85.0         | 63.9            | 45.7         | 81.1         | 36.8         | 51.6         | 79.9         | 82.0         | 78.8          | 82.9         | 74.6         | 78.2         | 87.9         | 72.2         | 77.2         |
| Refuse to answer  |               |              |              |              |              |              |              |                 |              |              |              |              |              |              | 1.8           | 0.7          | 3.0          |              | 1.4          | 3.8          | 2.1          |
| <b>TOTAL</b>  | <b>100.0</b>  | <b>100.0</b> | <b>100.0</b> | <b>100.0</b> | <b>100.0</b> | <b>100.0</b> | <b>100.0</b> | <b>100.0</b>    | <b>100.0</b> | <b>100.0</b> | <b>100.0</b> | <b>100.0</b> | <b>100.0</b> | <b>100.0</b> | <b>100.0</b>  | <b>100.0</b> | <b>100.0</b> | <b>100.0</b> | <b>100.0</b> | <b>99.9</b>  | <b>100.0</b> |
| <b>For women</b>  |               |              |              |              |              |              |              |                 |              |              |              |              |              |              |               |              |              |              |              |              |              |
| Realistic   | 87.5          | 82.5         | 92.5         | 80.0         | 85.0         | 90.0         | 95.0         | 86.9            | 82.8         | 90.7         | 88.0         | 79.3         | 91.8         | 89.9         | 86.9          | 85.5         | 88.4         | 82.4         | 88.7         | 88.4         | 88.5         |
| Unrealistic   | 12.5          | 17.5         | 7.5          | 20.0         | 15.0         | 10.0         | 5.0          | 13.1            | 17.2         | 9.3          | 12.0         | 20.7         | 8.2          | 10.1         | 10.9          | 12.2         | 9.6          | 14.2         | 10.1         | 9.7          | 9.4          |
| Refuse to answer  |               |              |              |              |              |              |              |                 |              |              |              |              |              |              | 2.2           | 2.3          | 2.0          | 3.4          | 1.2          | 1.9          | 2.1          |
| <b>TOTAL</b>  | <b>100.0</b>  | <b>100.0</b> | <b>100.0</b> | <b>100.0</b> | <b>100.0</b> | <b>100.0</b> | <b>100.0</b> | <b>100.0</b>    | <b>100.0</b> | <b>100.0</b> | <b>100.0</b> | <b>100.0</b> | <b>100.0</b> | <b>100.0</b> | <b>100.0</b>  | <b>100.0</b> | <b>100.0</b> | <b>100.0</b> | <b>100.0</b> | <b>100.0</b> | <b>100.0</b> |
| <b>Who shall care about preventing undesirable pregnancy:</b> | <b>N= 336</b> |              |              |              |              |              |              | <b>N= 1,210</b> |              |              |              |              |              |              | <b>N= 600</b> |              |              |              |              |              |              |
| Female  | 28.8          | 45.0         | 12.5         | 55.0         | 35.0         | 15.0         | 10.0         | 21.3            | 13.8         | 28.3         | 11.2         | 15.6         | 25.7         | 30.1         | 11.1          | 11.3         | 10.8         | 11.7         | 10.9         | 9.7          | 12.0         |
| Male  | 13.8          | 15.0         | 12.5         | 15.0         | 15.0         | 15.0         | 10.0         | 10.7            | 8.5          | 12.8         | 9.4          | 7.9          | 12.7         | 13.0         | 6.0           | 9.6          | 2.3          | 9.3          | 9.8          | 3.3          | 1.3          |
| Both  | 57.5          | 40.0         | 75.0         | 30.0         | 50.0         | 70.0         | 80.0         | 68.0            | 77.7         | 58.9         | 79.4         | 76.5         | 61.6         | 56.9         | 80.3          | 76.5         | 84.3         | 76.3         | 76.8         | 85.1         | 83.3         |
| Refuse to answer  |               |              |              |              |              |              |              |                 |              |              |              |              |              |              | 2.6           | 2.6          | 2.6          | 2.7          | 2.5          | 1.9          | 3.4          |
| <b>TOTAL</b>  | <b>100.0</b>  | <b>100.0</b> | <b>100.0</b> | <b>100.0</b> | <b>100.0</b> | <b>100.0</b> | <b>100.0</b> | <b>100.0</b>    | <b>100.0</b> | <b>100.0</b> | <b>100.0</b> | <b>100.0</b> | <b>100.0</b> | <b>100.0</b> | <b>100.0</b>  | <b>100.0</b> | <b>100.0</b> | <b>100.0</b> | <b>100.0</b> | <b>100.0</b> | <b>100.0</b> |

Table 24

## Distribution of adolescents (%) according to number of children in the family

|  | Armenia       |              |              |              |              |              |              | Azerbaijan      |              |              |              |              |              |              | Georgia       |              |              |              |              |              |              |
|--|---------------|--------------|--------------|--------------|--------------|--------------|--------------|-----------------|--------------|--------------|--------------|--------------|--------------|--------------|---------------|--------------|--------------|--------------|--------------|--------------|--------------|
|  | Total         | Male         | Female       | Male age     |              | Female age   |              | Total           | Male         | Female       | Male age     |              | Female age   |              | Total         | Male         | Female       | Male age     |              | Female age   |              |
|  |               |              |              | 14-16        | 17-19        | 14-16        | 17-19        |                 |              |              | 14-16        | 17-19        | 14-16        | 17-19        |               |              |              | 14-16        | 17-19        | 14-16        | 17-19        |
| <b>Desirable number of children</b>                                    | <b>N= 336</b> |              |              |              |              |              |              | <b>N= 1,210</b> |              |              |              |              |              |              | <b>N= 600</b> |              |              |              |              |              |              |
| 0  |               |              |              |              |              |              |              | 1.2             | 1.0          | 1.4          | 2.1          | 0.3          | 1.5          | 1.4          | 1.3           | 0.7          | 1.9          | 0.8          | 0.6          | 1.3          | 2.6          |
| 1  | 3.8           |              | 7.5          |              |              | 10.0         | 5.0          | 7.3             | 4.8          | 9.6          | 3.0          | 5.9          | 6.7          | 11.8         | 4.0           | 2.9          | 5.2          | 4.1          | 1.5          | 5.1          | 5.2          |
| 2  | 82.5          | 77.5         | 87.5         | 75.0         | 80.0         | 85.0         | 90.0         | 59.3            | 57.4         | 61.2         | 61.1         | 55.0         | 65.3         | 58.0         | 46.8          | 51.1         | 42.4         | 54.5         | 47.5         | 49.3         | 35.0         |
| 3  | 11.3          | 17.5         | 5.0          | 15.0         | 20.0         | 5.0          | 5.0          | 23.1            | 26.9         | 19.4         | 26.1         | 27.5         | 17.9         | 20.6         | 34.9          | 33.9         | 35.9         | 35.3         | 32.5         | 31.9         | 40.1         |
| 4  | 2.5           | 5.0          |              | 10.0         |              |              |              | 6.4             | 6.0          | 6.9          | 5.1          | 6.5          | 7.5          | 6.5          | 7.8           | 6.3          | 9.3          | 2.6          | 10.2         | 8.5          | 10.2         |
| 5 and more   |               |              |              |              |              |              |              | 2.7             | 3.9          | 1.5          | 2.6          | 4.8          | 1.1          | 1.7          | 3.6           | 3.6          | 3.6          | 2.0          | 5.3          | 2.0          | 5.4          |
| Refuse to answer   |               |              |              |              |              |              |              |                 |              |              |              |              |              |              | 1.6           | 1.5          | 1.7          | 0.7          | 2.4          | 1.9          | 1.5          |
| <b>TOTAL</b>   | <b>100.0</b>  | <b>100.0</b> | <b>100.0</b> | <b>100.0</b> | <b>100.0</b> | <b>100.0</b> | <b>100.0</b> | <b>100.0</b>    | <b>100.0</b> | <b>100.0</b> | <b>100.0</b> | <b>100.0</b> | <b>100.0</b> | <b>100.0</b> | <b>100.0</b>  | <b>100.0</b> | <b>100.0</b> | <b>100.0</b> | <b>100.0</b> | <b>100.0</b> | <b>100.0</b> |
| <b>Average number</b>  | <b>2.1</b>    | <b>2.3</b>   | <b>2.0</b>   | <b>2.4</b>   | <b>2.2</b>   | <b>2.0</b>   | <b>2.0</b>   | <b>2.0</b>      | <b>2.0</b>   | <b>2.0</b>   | <b>2.0</b>   | <b>2.0</b>   | <b>2.0</b>   | <b>2.0</b>   | <b>2.6</b>    | <b>2.6</b>   | <b>2.6</b>   | <b>2.4</b>   | <b>2.7</b>   | <b>2.5</b>   | <b>2.7</b>   |
| <b>If he/she has thought so far about desirable number of children</b> | <b>N= 336</b> |              |              |              |              |              |              | <b>N= 1,210</b> |              |              |              |              |              |              | <b>N= 600</b> |              |              |              |              |              |              |
| Yes, thought   | 100.0         | 100.0        | 100.0        | 100.0        | 100.0        | 100.0        | 100.0        | 57.1            | 60.3         | 54.1         | 50.9         | 66.6         | 49.6         | 57.5         | 71.6          | 69.4         | 73.9         | 65.0         | 74.1         | 65.5         | 82.8         |
| No, does not thought   |               |              |              |              |              |              |              | 42.7            | 39.5         | 45.7         | 49.1         | 33.1         | 50.0         | 42.5         | 25.8          | 27.8         | 23.6         | 31.5         | 24.0         | 32.6         | 14.1         |
| Refuse to answer   |               |              |              |              |              |              |              | 0.2             | 0.2          | 0.2          |              | 0.3          | 0.4          | 2.6          | 2.8           | 2.5          | 3.5          | 1.9          | 1.9          | 3.1          |              |
| <b>TOTAL</b>   | <b>100.0</b>  | <b>100.0</b> | <b>100.0</b> | <b>100.0</b> | <b>100.0</b> | <b>100.0</b> | <b>100.0</b> | <b>100.0</b>    | <b>100.0</b> | <b>100.0</b> | <b>100.0</b> | <b>100.0</b> | <b>100.0</b> | <b>100.0</b> | <b>100.0</b>  | <b>100.0</b> | <b>100.0</b> | <b>100.0</b> | <b>100.0</b> | <b>100.0</b> | <b>100.0</b> |
| <b>Actual number of children</b>                                       | <b>N= 336</b> |              |              |              |              |              |              | <b>N= 1,210</b> |              |              |              |              |              |              | <b>N= 600</b> |              |              |              |              |              |              |
| 0  | 97.5          | 100.0        | 95.0         | 100.0        | 100.0        | 100.0        | 90.0         | 99.7            | 99.8         | 99.5         | 100.0        | 99.7         | 100.0        | 99.2         | 99.8          | 100.0        | 99.6         | 100.0        | 100.0        | 100.0        | 99.1         |
| 1  | 2.5           |              | 5.0          |              |              |              | 10.0         | 0.2             | 0.2          | 0.3          |              | 0.3          |              | 0.6          | 0.2           |              | 0.4          |              |              |              | 0.9          |
| 2  |               |              |              |              |              |              |              | 0.1             |              | 0.2          |              |              |              | 0.2          |               |              |              |              |              |              |              |
| 3  |               |              |              |              |              |              |              |                 |              |              |              |              |              |              |               |              |              |              |              |              |              |
| 4  |               |              |              |              |              |              |              |                 |              |              |              |              |              |              |               |              |              |              |              |              |              |
| 5 and more   |               |              |              |              |              |              |              |                 |              |              |              |              |              |              |               |              |              |              |              |              |              |
| <b>TOTAL</b>   | <b>100.0</b>  | <b>100.0</b> | <b>100.0</b> | <b>100.0</b> | <b>100.0</b> | <b>100.0</b> | <b>100.0</b> | <b>100.0</b>    | <b>100.0</b> | <b>100.0</b> | <b>100.0</b> | <b>100.0</b> | <b>100.0</b> | <b>100.0</b> | <b>100.0</b>  | <b>100.0</b> | <b>100.0</b> | <b>100.0</b> | <b>100.0</b> | <b>100.0</b> | <b>100.0</b> |
| <b>Average number</b>  | <b>1.0</b>    |              | <b>1.0</b>   |              |              |              | <b>2.0</b>   | <b>-</b>        | <b>-</b>     | <b>-</b>     |              | <b>-</b>     |              | <b>-</b>     | <b>1.0</b>    |              | <b>1.0</b>   |              |              |              | <b>1.0</b>   |
| <b>Expected number of children</b>                                     | <b>N= 80</b>  |              |              |              |              |              |              | <b>N= 1,210</b> |              |              |              |              |              |              | <b>N= 1</b>   |              |              |              |              |              |              |
| 0  |               |              |              |              |              |              |              |                 |              |              |              |              |              |              |               |              |              |              |              |              |              |
| 1  | 16.3          | 10.0         | 22.5         | 20.0         |              | 40.0         | 5.0          |                 |              |              |              |              |              |              | 100.0         |              | 100.0        |              |              |              | 100.0        |
| 2  | 72.5          | 75.0         | 70.0         | 70.0         | 80.0         | 50.0         | 90.0         | 66.7            | 100.0        | 50.0         |              | 100.0        | 100.0        | 33.3         |               |              |              |              |              |              |              |
| 3  | 11.3          | 15.0         | 7.5          | 10.0         | 20.0         | 10.0         | 5.0          | 16.7            |              | 25.0         |              |              |              | 33.3         |               |              |              |              |              |              |              |
| 4  |               |              |              |              |              |              |              |                 |              |              |              |              |              |              |               |              |              |              |              |              |              |
| 5 and more   |               |              |              |              |              |              |              |                 |              |              |              |              |              |              |               |              |              |              |              |              |              |
| Refuse to answer   |               |              |              |              |              |              |              | 16.6            | -            | 25.0         | 100.0        | -            | -            | 33.4         |               |              |              |              |              |              |              |
| <b>TOTAL</b>   | <b>100.0</b>  | <b>100.0</b> | <b>100.0</b> | <b>100.0</b> | <b>100.0</b> | <b>100.0</b> | <b>100.0</b> | <b>100.0</b>    | <b>100.0</b> | <b>100.0</b> | <b>100.0</b> | <b>100.0</b> | <b>100.0</b> | <b>100.0</b> | <b>100.0</b>  | <b>-</b>     | <b>100.0</b> | <b>-</b>     | <b>-</b>     | <b>-</b>     | <b>100.0</b> |
| <b>Average number</b>  | <b>2.0</b>    | <b>2.3</b>   | <b>2.0</b>   | <b>2.4</b>   | <b>2.2</b>   | <b>2.0</b>   | <b>2.0</b>   | <b>2.0</b>      | <b>2.0</b>   | <b>1.8</b>   | <b>.</b>     | <b>2.0</b>   | <b>2.0</b>   | <b>2.0</b>   | <b>1.0</b>    | <b>0.0</b>   | <b>1.0</b>   | <b>0.0</b>   | <b>0.0</b>   | <b>0.0</b>   | <b>1.0</b>   |

Table 25

## Distribution of adolescent girls (5) according to issues related to pregnancy

|                                 | Armenia      |              |              | Azerbaijan   |               |              | Georgia      |               |              |
|---------------------------------|--------------|--------------|--------------|--------------|---------------|--------------|--------------|---------------|--------------|
|                                 | Female       | Female age   |              | Female       | Female age    |              | Female       | Female age    |              |
|                                 |              | 14-16        | 17-19        |              | 14-16         | 17-19        |              | 14-16         | 17-19        |
| <b>Pregnancy</b>                |              | <b>N= 40</b> |              |              | <b>N= 623</b> |              |              | <b>N= 297</b> |              |
| Yes                             | 25.0         |              | <b>25</b>    | 0.6          |               | 1.1          | 2.0          | 1.3           | 2.8          |
| No                              | 75.0         |              | <b>75</b>    | 99.4         | 100.0         | 98.9         | 98.0         | 98.7          | 97.2         |
| <b>TOTAL</b>                    | <b>100.0</b> | -            | <b>100.0</b> | <b>100.0</b> | <b>100.0</b>  | <b>100.0</b> | <b>100.0</b> | <b>100.0</b>  | <b>100.0</b> |
| <b>Number of pregnancies</b>    |              | <b>N= 40</b> |              |              | <b>N= 4</b>   |              |              | <b>N= 6</b>   |              |
| 1                               |              |              |              | 25.0         |               | 25.0         | 13.7         |               | 20.5         |
| 2                               | 10.0         |              | <b>10</b>    | 75.0         |               | 75.0         | 37.6         | 49.5          | 31.6         |
| 3                               |              |              |              |              |               |              |              |               |              |
| 4                               |              |              |              |              |               |              |              |               |              |
| 5 and more                      |              |              |              |              |               |              |              |               |              |
| Refuse to answer                |              |              |              |              |               |              | 48.7         | 50.5          | 47.9         |
| Never                           | 90.0         | 100.0        | <b>90</b>    |              |               |              |              |               |              |
| <b>TOTAL</b>                    | <b>100.0</b> | <b>100.0</b> | <b>100.0</b> | <b>100.0</b> | -             | <b>100.0</b> | <b>100.0</b> | <b>100.0</b>  | <b>100.0</b> |
| <b>Average number</b>           | <b>2.0</b>   |              | <b>2.0</b>   | 1.8          | .             | 1.8          | 1.7          | 2.0           | 1.5          |
| <b>Way out of pregnancies</b>   |              | <b>N= 40</b> |              |              | <b>N= 4</b>   |              |              | <b>N= 6</b>   |              |
| <b>The first pregnancy</b>      |              |              |              |              |               |              |              |               |              |
| Birth                           |              |              |              | 25.0         |               | 25.0         | 37.0         |               | 55.6         |
| Involuntary abortion            |              |              |              | 75.0         |               | 75.0         | 13.7         |               | 20.5         |
| Artificial Abortion - Voluntary | 100.0        |              | 100.0        |              |               |              |              |               |              |
| Artificial Abortion - By force  |              |              |              |              |               |              |              |               |              |
| Refuse to answer                |              |              |              |              |               |              | 49.3         | 100.0         | 23.9         |
| <b>TOTAL</b>                    | <b>100.0</b> | -            | <b>100.0</b> | <b>100.0</b> | -             | <b>100.0</b> | <b>100.0</b> | <b>100.0</b>  | <b>100.0</b> |
| <b>The second pregnancy</b>     |              |              |              |              |               |              |              |               |              |
| Birth                           | 100.0        |              | 100.0        | 50.0         |               | 50.0         | 56.0         |               | 100.0        |
| Involuntary abortion            |              |              |              |              |               |              |              |               |              |
| Artificial Abortion - Voluntary |              |              |              |              |               |              |              |               |              |
| Artificial Abortion - By force  |              |              |              |              |               |              |              |               |              |
| Refuse to answer                |              |              |              |              |               |              | 44.0         | 100.0         |              |
| <b>TOTAL</b>                    | <b>100.0</b> | -            | <b>100.0</b> |              |               |              | <b>100.0</b> | <b>100.0</b>  | <b>100.0</b> |
| <b>The third pregnancy</b>      |              |              |              |              |               |              |              |               |              |
| Birth                           | -            | -            | -            |              |               |              |              |               |              |
| Involuntary abortion            | -            | -            | -            |              |               |              |              |               |              |
| Artificial Abortion - Voluntary | -            | -            | -            |              |               |              |              |               |              |
| Artificial Abortion - By force  | -            | -            | -            |              |               |              |              |               |              |
| <b>TOTAL</b>                    |              |              |              |              |               |              |              |               |              |

Table 26

## Distribution of adolescent girls (5) according to issues related to pregnancy

|  | Armenia      |              |              | Azerbaijan   |             |              | Georgia      |              |              |
|--|--------------|--------------|--------------|--------------|-------------|--------------|--------------|--------------|--------------|
|  | Female       | Female age   |              | Female       | Female age  |              | Female       | Female age   |              |
|  |              | 14-16        | 17-19        |              | 14-16       | 17-19        |              | 14-16        | 17-19        |
| <b>Desirableness and timeliness of pregnancy</b> |              | <b>N= 40</b> |              |              | <b>N= 4</b> |              |              | <b>N= 6</b>  |              |
| <b>The first pregnancy</b>                       |              |              |              |              |             |              |              |              |              |
| Desirable and timely                             |              |              |              | 100.0        |             | 100.0        | 37.0         |              | 55.6         |
| Desirable but not timely                         |              |              |              |              |             |              | 13.7         |              | 20.5         |
| Neither desirable nor timely                     | 5.0          |              | 10.0         |              |             |              |              |              |              |
| Refuse to answer                                 |              |              |              |              |             |              | 49.3         | 100.0        | 23.9         |
| No pregnancy                                     | 95.0         | 100.0        | 90.0         |              |             |              |              |              |              |
| <b>TOTAL</b>                                     | <b>100.0</b> | <b>100.0</b> | <b>100.0</b> | <b>100.0</b> | -           | <b>100.0</b> | <b>100.0</b> | <b>100.0</b> | <b>100.0</b> |
| <b>The second pregnancy</b>                      |              |              |              |              |             |              |              |              |              |
| Desirable and timely                             | 5.0          |              | 10.0         | 50.0         |             | 50.0         | 56.0         |              | 56.0         |
| Desirable but not timely                         |              |              |              | 50.0         |             | 50.0         |              |              |              |
| Neither desirable nor timely                     |              |              |              |              |             |              |              |              |              |
| No pregnancy                                     | 95.0         | 100.0        | 90.0         |              |             |              | 44.0         | 100.0        | 44.0         |
| <b>TOTAL</b>                                     | <b>100.0</b> | <b>100.0</b> | <b>100.0</b> | <b>100.0</b> | -           | <b>100.0</b> | <b>100.0</b> | <b>100.0</b> | <b>100.0</b> |
| <b>The third pregnancy</b>                       |              |              |              |              |             |              |              |              |              |
| Desirable and timely                             |              |              |              |              |             |              |              |              |              |
| Desirable but not timely                         |              |              |              |              |             |              |              |              |              |
| Neither desirable nor timely                     |              |              |              |              |             |              |              |              |              |
| No pregnancy                                     | 100.0        | 100.0        | 100.0        |              |             |              |              |              |              |
| <b>TOTAL</b>                                     | <b>100.0</b> | <b>100.0</b> | <b>100.0</b> | -            | -           | -            | -            | -            | -            |
| <b>The forth pregnancy</b>                       |              |              |              |              |             |              |              |              |              |
| Desirable and timely                             |              |              |              |              |             |              |              |              |              |
| Desirable but not timely                         |              |              |              |              |             |              |              |              |              |
| Neither desirable nor timely                     |              |              |              |              |             |              |              |              |              |
| No pregnancy                                     | 100.0        | 100.0        | 100.0        |              |             |              |              |              |              |
| <b>TOTAL</b>                                     | <b>100.0</b> | <b>100.0</b> | <b>100.0</b> | -            | -           | -            | -            | -            | -            |
| <b>Complications related to pregnancy</b>        |              | <b>N= 40</b> |              |              | <b>N= 4</b> |              |              | <b>N= 6</b>  |              |
| Danger of pregnancy cancellation                 | 2.5          |              | 5.0          | 50.0         |             | 50.0         |              |              |              |
| Anemia   |              |              |              |              |             |              |              |              |              |
| Increase of arterial blood pressure              |              |              |              |              |             |              | 21.0         |              | 31.6         |
| Swelling   |              |              |              |              |             |              |              |              |              |
| First trimester toxicosis                        | 2.5          |              | 5.0          |              |             |              | 15.9         |              | 23.9         |
| Premature birth                                  | 2.5          |              | 5.0          |              |             |              |              |              |              |
| Had no complications                             | 92.5         | 100.0        | 85.0         | 50.0         |             | 50.0         | 63.1         | 100.0        | 44.5         |

Table 27

## Distribution of adolescent girls (%) according to issues related to delivery

|  | Armenia      |              |              | Azerbaijan   |             |              | Georgia      |              |              |
|--|--------------|--------------|--------------|--------------|-------------|--------------|--------------|--------------|--------------|
|  | Female       | Female age   |              | Female       | Female age  |              | Female       | Female age   |              |
|  |              | 14-16        | 17-19        |              | 14-16       | 17-19        |              | 14-16        | 17-19        |
| <b>Complications related to delivery</b> |              | <b>N= 40</b> |              |              | <b>N= 3</b> |              |              | <b>N= 6</b>  |              |
| Weakness while giving birth              | 5.0          |              | 5.0          |              |             |              |              |              |              |
| Premature discharge of fetus waters      | 5.0          |              | 5.0          |              |             |              | 15.9         |              | 23.9         |
| Operational intervention                 |              |              |              |              |             |              |              |              |              |
| Hemorrhage after giving birth            |              |              |              |              |             |              |              |              |              |
| Had no complications                     | 90.0         |              | 90.0         | 100.0        |             | 100.0        | 21.0         |              | 31.6         |
| Refuse to answer                         |              |              |              |              |             |              | 63.0         | 100.0        | 44.5         |
| <b>Delivery was:</b>                     |              | <b>N= 40</b> |              |              | <b>N=</b>   |              |              | <b>N= 6</b>  |              |
| In a natural way                         | 100.0        |              | 100.0        | 100.0        |             | 100.0        | 21.0         |              | 31.6         |
| By Caesarean section                     |              |              |              |              |             |              |              |              |              |
| Refuse to answer                         |              |              |              |              |             |              | 79.0         | 100.0        | 68.4         |
| <b>TOTAL</b>                             | <b>100.0</b> | -            | <b>100.0</b> | <b>100.0</b> | -           | <b>100.0</b> | <b>100.0</b> | <b>100.0</b> | <b>100.0</b> |

Table 28

## Distribution of adolescents (%) according to knowledge about sexually transmitted diseases

|   | Armenia      |              |              |              |              |              |              | Azerbaijan   |              |              |              |              |              |              | Georgia      |              |              |              |              |              |              |
|---|--------------|--------------|--------------|--------------|--------------|--------------|--------------|--------------|--------------|--------------|--------------|--------------|--------------|--------------|--------------|--------------|--------------|--------------|--------------|--------------|--------------|
|   | Total        | Male         | Female       | Male age     |              | Female age   |              | Total        | Male         | Female       | Male age     |              | Female age   |              | Total        | Male         | Female       | Male age     |              | Female age   |              |
|   |              |              |              | 14-16        | 17-19        | 14-16        | 17-19        |              |              |              | 14-16        | 17-19        | 14-16        | 17-19        |              |              |              | 14-16        | 17-19        | 14-16        | 17-19        |
| <b>About sexually transmitted infections:</b>       |              |              |              |              |              |              |              |              |              |              |              |              |              |              |              |              |              |              |              |              |              |
| Knows   | 100.0        | 100.0        | 100.0        | 100.0        | 100.0        | 100.0        | 100.0        | 100.0        | 100.0        | 100.0        | 100.0        | 100.0        | 100.0        | 100.0        | 100.0        | 100.0        | 100.0        | 100.0        | 100.0        | 100.0        | 100.0        |
| Does not know                                       |              |              |              |              |              |              |              |              |              |              |              |              |              |              |              |              |              |              |              |              |              |
| <b>TOTAL</b>  | <b>100.0</b> | <b>100.0</b> | <b>100.0</b> | <b>100.0</b> | <b>100.0</b> | <b>100.0</b> | <b>100.0</b> | <b>100.0</b> | <b>100.0</b> | <b>100.0</b> | <b>100.0</b> | <b>100.0</b> | <b>100.0</b> | <b>100.0</b> | <b>100.0</b> | <b>100.0</b> | <b>100.0</b> | <b>100.0</b> | <b>100.0</b> | <b>100.0</b> | <b>100.0</b> |
| <b>Is aware of sexually transmitted infections:</b> |              |              |              |              |              |              |              |              |              |              |              |              |              |              |              |              |              |              |              |              |              |
| Syphilis  | 97.8         | 97.9         | 97.7         | 96.8         | 99.0         | 97.6         | 97.9         | 10.3         | 16.9         | 4.2          | 10.3         | 21.2         | 2.6          | 5.4          | 33.0         | 41.7         | 24.2         | 22.3         | 62.4         | 12.9         | 36.2         |
| Gonorrhoea  | 89.5         | 85.2         | 93.9         | 80.6         | 89.7         | 95.2         | 92.6         | 12.1         | 22.3         | 2.6          | 17.1         | 25.8         | 1.9          | 3.1          | 27.8         | 42.7         | 12.6         | 24.4         | 62.4         | 10.3         | 15.0         |
| Chlamydiosis  | 79.8         | 75.5         | 84.1         | 72.6         | 78.4         | 83.1         | 85.1         | 0.7          | 0.5          | 0.8          | 0.9          | 0.3          | 0.7          | 0.8          | 5.4          | 5.6          | 5.2          | 1.4          | 10.1         | 3.2          | 7.4          |
| Mycosis   | 69.7         | 82.0         | 57.4         | 77.4         | 86.6         | 54.2         | 60.6         | 4.3          | 2.4          | 6.1          | 1.3          | 3.1          | 6.3          | 5.9          | 45.5         | 41.5         | 49.5         | 28.5         | 55.5         | 34.6         | 65.3         |
| Herpes  | 89.5         | 85.2         | 93.9         | 80.6         | 89.7         | 95.2         | 92.6         | 1.9          | 1.7          | 2.1          | 0.9          | 2.3          | 1.9          | 2.3          | 17.1         | 15.0         | 19.3         | 13.5         | 16.6         | 15.6         | 23.2         |
| Condyloma (warts, nodes)                            | 17.7         | 17.4         | 17.9         | 19.4         | 15.5         | 15.7         | 20.2         | 0.7          | 0.2          | 1.3          |              | 0.3          | 1.5          | 1.1          | 6.3          | 7.8          | 4.7          | 5.4          | 10.3         | 3.3          | 6.3          |
| Trichomoniasis                                      | 89.6         | 84.9         | 94.3         | 79.0         | 90.7         | 94.0         | 94.7         | 1.0          | 1.4          | 0.6          | 0.4          | 2.0          |              | 1.1          | 7.7          | 8.4          | 6.9          | 6.3          | 10.7         | 3.9          | 10.0         |
| Hepatitis   | 8.4          | 5.5          | 11.3         | 4.8          | 6.2          | 10.8         | 11.7         | 30.1         | 31.5         | 28.7         | 29.1         | 33.1         | 26.9         | 30.1         | 41.4         | 42.2         | 40.5         | 34.9         | 50.2         | 31.2         | 50.4         |
| AIDS/HIV  | 100.0        | 100.0        | 100.0        | 100.0        | 100.0        | 100.0        | 100.0        | 75.3         | 80.1         | 70.8         | 80.8         | 79.6         | 64.6         | 75.5         | 87.6         | 86.6         | 88.7         | 88.0         | 85.0         | 85.6         | 91.9         |
| Refuse to answer                                    |              |              |              |              |              |              |              |              |              |              |              |              |              |              | 4.2          | 4.0          | 4.3          | 5.5          | 2.4          | 6.5          | 1.9          |



Table 28 (Continued)

## Distribution of adolescents (%) according to knowledge about sexually transmitted diseases

|   | Armenia       |              |              |              |              |              |              | Azerbaijan      |              |              |              |              |              |              | Georgia       |              |              |              |              |              |              |
|---|---------------|--------------|--------------|--------------|--------------|--------------|--------------|-----------------|--------------|--------------|--------------|--------------|--------------|--------------|---------------|--------------|--------------|--------------|--------------|--------------|--------------|
|   | Total         | Male         | Female       | Male age     |              | Female age   |              | Total           | Male         | Female       | Male age     |              | Female age   |              | Total         | Male         | Female       | Male age     |              | Female age   |              |
|   |               |              |              | 14-16        | 17-19        | 14-16        | 17-19        |                 |              |              | 14-16        | 17-19        | 14-16        | 17-19        |               |              |              | 14-16        | 17-19        | 14-16        | 17-19        |
| <b>Regarding specific characteristic signs of sexually transmitted infections:</b>                              | <b>N= 336</b> |              |              |              |              |              |              | <b>N= 1,210</b> |              |              |              |              |              |              | <b>N= 600</b> |              |              |              |              |              |              |
| Knows   | 80.0          | 80.0         | 80.0         | 65.0         | 95.0         | 70.0         | 90.0         | 53.0            | 17.0         | 36.0         |              |              |              |              | 32.6          | 44.2         | 20.8         | 30.2         | 59.2         | 9.8          | 32.5         |
| Does not know   | 20.0          | 20.0         | 20.0         | 35.0         | 5.0          | 30.0         | 10.0         | 31.8            | 56.6         | 8.5          | 50.0         | 60.9         | 6.3          | 10.1         | 67.4          | 55.8         | 79.2         | 69.8         | 40.8         | 90.2         | 67.5         |
| <b>TOTAL</b>  | <b>100.0</b>  | <b>100.0</b> | <b>100.0</b> | <b>100.0</b> | <b>100.0</b> | <b>100.0</b> | <b>100.0</b> | <b>100.0</b>    | <b>100.0</b> | <b>100.0</b> | <b>100.0</b> | <b>100.0</b> | <b>100.0</b> | <b>100.0</b> | <b>100.0</b>  | <b>100.0</b> | <b>100.0</b> | <b>100.0</b> | <b>100.0</b> | <b>100.0</b> | <b>100.0</b> |
| <b>Is aware of specific characteristic signs of sexually transmitted infections:</b>                            | <b>N= 80</b>  |              |              |              |              |              |              | <b>N= 385</b>   |              |              |              |              |              |              | <b>N= 196</b> |              |              |              |              |              |              |
| Burning and pain on urination   | 92.5          | 90.0         | 95.0         | 80.0         | 100.0        | 90.0         | 100.0        | 73.0            | 78.0         | 41.5         | 80.3         | 76.7         | 29.4         | 47.2         | 49.5          | 52.9         | 42.0         | 43.8         | 57.9         | 20.4         | 49.0         |
| Pus or other discharge from genitals  | 92.5          | 92.5         | 92.5         | 90.0         | 95.0         | 90.0         | 95.0         | 45.5            | 47.9         | 30.2         | 47.9         | 47.9         | 23.5         | 33.3         | 55.2          | 58.8         | 47.3         | 51.2         | 62.9         | 46.7         | 47.5         |
| Genitals itch   | 93.8          | 92.5         | 95.0         | 90.0         | 95.0         | 90.0         | 100.0        | 36.9            | 38.3         | 28.3         | 41.0         | 36.7         | 29.4         | 27.8         | 62.9          | 60.8         | 67.6         | 52.3         | 65.4         | 60.1         | 70.0         |
| Ulcers in the genital area  | 96.3          | 97.5         | 95.0         | 95.0         | 100.0        | 90.0         | 100.0        | 7.3             | 5.7          | 17.0         | 6.0          | 5.6          | 35.3         | 8.3          | 28.7          | 29.1         | 27.9         | 22.1         | 32.9         | 46.6         | 21.9         |
| Warty rash on the genitals  | 95.0          | 92.5         | 97.5         | 90.0         | 95.0         | 95.0         | 100.0        | 9.6             | 7.2          | 24.5         | 3.4          | 9.3          | 23.5         | 25.0         | 19.0          | 17.4         | 22.7         | 16.0         | 18.1         | 13.2         | 25.7         |
| Other   |               |              |              |              |              |              |              | 6.8             | 6.3          | 9.5          | 7.8          | 5.7          | 17.7         | 5.6          | 3.4           | 3.7          | 3.0          | 4.8          | 3.0          | 6.8          | 1.8          |
| <b>Sexually transmitted infections may be progressing secretly</b>  | <b>N= 80</b>  |              |              |              |              |              |              | <b>N= 385</b>   |              |              |              |              |              |              | <b>N= 196</b> |              |              |              |              |              |              |
| Knows   | 87.5          | 87.5         | 87.5         | 85.0         | 90.0         | 80.0         | 95.0         | 91.7            | 94.6         | 73.6         | 92.3         | 95.8         | 70.6         | 75.0         | 68.2          | 65.0         | 75.0         | 49.6         | 73.5         | 53.7         | 81.8         |
| Does not know   | 12.5          | 12.5         | 12.5         | 15.0         | 10.0         | 20.0         | 5.0          | 8.3             | 5.4          | 26.4         | 7.7          | 4.2          | 29.4         | 25.0         | 31.8          | 35.0         | 25.0         | 50.4         | 26.5         | 46.3         | 18.2         |
| <b>TOTAL</b>  | <b>100.0</b>  | <b>100.0</b> | <b>100.0</b> | <b>100.0</b> | <b>100.0</b> | <b>100.0</b> | <b>100.0</b> | <b>100.0</b>    | <b>100.0</b> | <b>100.0</b> | <b>100.0</b> | <b>100.0</b> | <b>100.0</b> | <b>100.0</b> | <b>100.0</b>  | <b>100.0</b> | <b>100.0</b> | <b>100.0</b> | <b>100.0</b> | <b>100.0</b> | <b>100.0</b> |
| <b>In case there is a doubt, that the adolescent has sexually transmitted infection, he/she shall refer to:</b> | <b>N= 336</b> |              |              |              |              |              |              | <b>N= 1,210</b> |              |              |              |              |              |              | <b>N= 600</b> |              |              |              |              |              |              |
| Doctor  | 100.0         | 100.0        | 100.0        | 100.0        | 100.0        | 100.0        | 100.0        | 92.7            | 89.9         | 95.3         | 86.8         | 92.1         | 95.5         | 95.2         | 81.9          | 80.8         | 83.0         | 77.3         | 84.5         | 78.0         | 88.4         |
| Parents   | 8.8           | 7.5          | 10.0         | 10.0         | 5.0          | 15.0         | 5.0          | 4.3             | 4.9          | 3.7          | 8.5          | 2.5          | 4.5          | 3.1          | 19.0          | 19.5         | 18.6         | 26.8         | 11.6         | 23.3         | 13.5         |
| Friends   | 26.3          | 22.5         | 30.0         | 20.0         | 25.0         | 25.0         | 35.0         | 0.5             | 0.5          | 0.5          | 0.9          | 0.3          |              | 0.8          | 2.7           | 4.3          | 1.0          | 4.7          | 3.9          | 1.9          |              |
| Sexual partner  | 38.8          | 40.0         | 37.5         | 35.0         | 45.0         | 30.0         | 45.0         | 2.2             | 4.6          |              | 3.8          | 5.1          |              |              | 4.2           | 4.7          | 3.7          | 5.2          | 4.1          | 4.0          | 3.5          |
| Other   |               |              |              |              |              |              |              |                 |              |              |              |              |              |              |               |              |              |              |              |              |              |
| <b>Regarding the ways of transmitting AIDS/Acquired Immune Deficiency Syndrome:</b>                             | <b>N= 336</b> |              |              |              |              |              |              | <b>N= 1,210</b> |              |              |              |              |              |              | <b>N= 600</b> |              |              |              |              |              |              |
| Knows   | 100.0         | 100.0        | 100.0        | 100.0        | 100.0        | 100.0        | 100.0        | 68.8            | 74.4         | 63.6         | 65.4         | 80.5         | 53.7         | 71.0         | 79.3          | 81.5         | 77.2         | 76.4         | 86.9         | 65.7         | 89.4         |
| Does not know   |               |              |              |              |              |              |              | 31.2            | 25.6         | 36.4         | 34.6         | 19.5         | 46.3         | 29.0         | 20.7          | 18.5         | 22.8         | 23.6         | 13.1         | 34.3         | 10.6         |
| <b>TOTAL</b>  | <b>100.0</b>  | <b>100.0</b> | <b>100.0</b> | <b>100.0</b> | <b>100.0</b> | <b>100.0</b> | <b>100.0</b> | <b>100.0</b>    | <b>100.0</b> | <b>100.0</b> | <b>100.0</b> | <b>100.0</b> | <b>100.0</b> | <b>100.0</b> | <b>100.0</b>  | <b>100.0</b> | <b>100.0</b> | <b>100.0</b> | <b>100.0</b> | <b>100.0</b> | <b>100.0</b> |

**Table 30**  
**Distribution of adolescents (%) according to knowledge about specific ways of transmitting AIDS/Acquired Immune Deficiency Syndrome**

|   | Armenia      |       |        |          |       |            |       | Azerbaijan    |      |        |          |       |            |       | Georgia       |      |        |          |       |            |       |
|---|--------------|-------|--------|----------|-------|------------|-------|---------------|------|--------|----------|-------|------------|-------|---------------|------|--------|----------|-------|------------|-------|
|   | Total        | Male  | Female | Male age |       | Female age |       | Total         | Male | Female | Male age |       | Female age |       | Total         | Male | Female | Male age |       | Female age |       |
|   |              |       |        | 14-16    | 17-19 | 14-16      | 17-19 |               |      |        | 14-16    | 17-19 | 14-16      | 17-19 |               |      |        | 14-16    | 17-19 | 14-16      | 17-19 |
| <b>Considers, that AIDS/Acquired Immune Deficiency Syndrome gets transmitted:</b>         | <b>N= 80</b> |       |        |          |       |            |       | <b>N= 833</b> |      |        |          |       |            |       | <b>N= 476</b> |      |        |          |       |            |       |
| Transfusion of infected blood   | 95.0         | 95.0  | 95.0   | 90.0     | 100.0 | 90.0       | 100.0 | 90.8          | 92.7 | 88.6   | 89.5     | 94.4  | 88.2       | 88.9  | 95.9          | 95.8 | 96.1   | 94.4     | 97.1  | 93.0       | 98.5  |
| Use of public toilet  |              |       |        |          |       |            |       | 59.1          | 62.9 | 54.8   | 62.7     | 63.0  | 52.1       | 56.3  | 8.3           | 7.4  | 9.2    | 9.0      | 5.9   | 7.9        | 10.2  |
| “Dry” kiss on lips  |              |       |        |          |       |            |       | 84.9          | 92.0 | 77.0   | 91.5     | 92.3  | 81.9       | 74.2  | 7.2           | 7.9  | 6.5    | 10.8     | 5.1   | 9.9        | 3.9   |
| “Wet” kiss on lips  | 71.3         | 62.5  | 80.0   | 50.0     | 75.0  | 90.0       | 70.0  | 87.5          | 90.6 | 84.1   | 90.2     | 90.8  | 88.2       | 81.7  | 32.9          | 32.3 | 33.6   | 30.6     | 33.9  | 29.7       | 36.7  |
| Any kind of heterosexual contact  | 83.8         | 80.0  | 87.5   | 70.0     | 90.0  | 80.0       | 95.0  | 78.2          | 76.9 | 79.5   | 79.1     | 75.7  | 75.7       | 81.7  | 86.1          | 83.3 | 89.2   | 83.5     | 83.1  | 88.2       | 89.9  |
| Homosexual contact  | 95.0         | 90.0  | 100.0  | 80.0     | 100.0 | 100.0      | 100.0 | 86.0          | 82.8 | 89.4   | 81.0     | 83.8  | 86.1       | 91.3  | 47.0          | 49.4 | 44.4   | 38.5     | 59.7  | 38.7       | 48.9  |
| Shaking hands   |              |       |        |          |       |            |       | 91.1          | 89.0 | 93.4   | 86.3     | 90.5  | 91.0       | 94.8  | 1.6           | 2.5  | 0.7    | 2.7      | 2.3   |            | 1.3   |
| Blood donation  |              |       |        |          |       |            |       | 92.3          | 90.4 | 94.4   | 88.2     | 91.5  | 93.8       | 94.8  | 74.7          | 83.0 | 65.8   | 84.6     | 81.5  | 65.4       | 66.1  |
| Use of unsterile syringe  | 76.3         | 70.0  | 82.5   | 60.0     | 80.0  | 75.0       | 90.0  | 45.4          | 27.5 | 65.2   | 19.6     | 31.7  | 61.8       | 67.1  | 90.3          | 86.5 | 94.5   | 89.6     | 83.5  | 95.1       | 94.0  |
| Mosquito sting  |              |       |        |          |       |            |       | 56.7          | 47.6 | 66.7   | 40.5     | 51.4  | 72.9       | 63.1  | 28.2          | 29.7 | 26.5   | 25.2     | 34.0  | 26.8       | 26.3  |
| Use of things of an AIDS/HIV carrier  |              |       |        |          |       |            |       | 76.2          | 76.4 | 76.0   | 71.2     | 79.2  | 80.6       | 73.4  | 27.4          | 30.2 | 24.4   | 33.6     | 26.9  | 22.7       | 25.7  |
| From pregnant diseased with AIDS/HIV to fetus   | 100.0        | 100.0 | 100.0  | 100.0    | 100.0 | 100.0      | 100.0 | 92.1          | 94.3 | 89.6   | 95.4     | 93.7  | 88.2       | 90.5  | 60.4          | 54.2 | 67.1   | 59.2     | 49.5  | 66.3       | 67.7  |
| Through mother’s milk   | 23.8         | 20.0  | 27.5   | 15.0     | 25.0  | 30.0       | 25.0  | 88.7          | 94.7 | 82.1   | 96.1     | 94.0  | 81.3       | 82.5  | 41.2          | 37.4 | 45.3   | 39.5     | 35.3  | 41.4       | 48.3  |
| Manicure, chiropody, haircutting, etc..   | 37.5         | 12.5  | 62.5   | 10.0     | 15.0  | 50.0       | 75.0  | 26.4          | 23.6 | 29.5   | 19.0     | 26.1  | 31.3       | 28.6  | 57.0          | 47.7 | 66.9   | 41.4     | 53.7  | 58.4       | 73.6  |
| Use of unsterile dental instruments   | 92.5         | 90.0  | 95.0   | 85.0     | 95.0  | 95.0       | 95.0  | 88.1          | 87.6 | 88.6   | 86.3     | 88.4  | 86.1       | 90.1  | 66.0          | 59.5 | 73.1   | 55.6     | 63.1  | 69.3       | 76.1  |
| Insufficient sterilization of medical instruments   | 100.0        | 100.0 | 100.0  | 100.0    | 100.0 | 100.0      | 100.0 | 91.4          | 91.3 | 91.4   | 90.2     | 91.9  | 91.7       | 91.3  | 82.5          | 78.0 | 87.3   | 70.3     | 85.3  | 87.0       | 87.6  |
| Other   |              |       |        |          |       |            |       |               |      |        |          |       |            |       |               |      |        |          |       |            |       |
| <b>Considers, that AIDS/Acquired Immune Deficiency Syndrome does not get transmitted:</b> | <b>N= 80</b> |       |        |          |       |            |       | <b>N= 833</b> |      |        |          |       |            |       | <b>N= 476</b> |      |        |          |       |            |       |
| Transfusion of infected blood   |              |       |        |          |       |            |       | 4.4           | 3.7  | 5.3    | 4.6      | 3.2   | 7.6        | 4.0   | 1.1           | 2.1  |        | 1.9      | 2.2   |            |       |
| Use of public toilet  | 95.0         | 92.5  | 97.5   | 90.0     | 95.0  | 95.0       | 100.0 | 29.8          | 24.5 | 35.6   | 25.5     | 23.9  | 41.0       | 32.5  | 64.6          | 67.1 | 61.9   | 67.3     | 66.9  | 63.3       | 60.9  |
| “Dry” kiss on lips  | 83.8         | 92.5  | 75.0   | 90.0     | 95.0  | 65.0       | 85.0  | 9.5           | 4.8  | 14.6   | 6.5      | 3.9   | 12.5       | 15.9  | 74.4          | 73.9 | 75.0   | 71.3     | 76.3  | 66.4       | 81.6  |
| “Wet” kiss on lips  | 8.8          | 17.5  |        | 35.0     |       |            |       | 5.3           | 2.7  | 8.1    | 4.6      | 1.8   | 5.6        | 9.5   | 47.2          | 50.3 | 43.9   | 51.3     | 49.5  | 41.5       | 45.8  |
| Any kind of heterosexual contact  |              |       |        |          |       |            |       | 13.3          | 12.4 | 14.4   | 9.8      | 13.7  | 18.1       | 12.3  | 6.0           | 7.4  | 4.5    | 6.4      | 8.4   | 5.0        | 4.1   |
| Homosexual contact  |              |       |        |          |       |            |       | 7.9           | 8.5  | 7.3    | 7.8      | 8.8   | 11.1       | 5.2   | 5.6           | 8.1  | 2.9    | 9.5      | 6.8   | 3.0        | 2.8   |
| Shaking hands   | 100.0        | 100.0 | 100.0  | 100.0    | 100.0 | 100.0      | 100.0 | 5.0           | 6.2  | 3.8    | 5.9      | 6.3   | 6.3        | 2.4   | 90.0          | 89.7 | 90.4   | 88.1     | 91.1  | 91.1       | 89.8  |
| Blood donation  | 100.0        | 100.0 | 100.0  | 100.0    | 100.0 | 100.0      | 100.0 | 4.4           | 5.5  | 3.3    | 6.5      | 4.9   | 4.2        | 2.8   | 15.3          | 6.7  | 24.7   | 5.4      | 7.9   | 23.7       | 25.5  |
| Use of unsterile syringe  | 22.5         | 30.0  | 15.0   | 40.0     | 20.0  | 20.0       | 10.0  | 44.8          | 63.2 | 24.5   | 69.9     | 59.5  | 29.9       | 21.4  | 3.6           | 4.9  | 2.1    | 4.3      | 5.5   | 1.0        | 2.9   |
| Mosquito sting  | 100.0        | 100.0 | 100.0  | 100.0    | 100.0 | 100.0      | 100.0 | 30.7          | 35.9 | 25.0   | 36.6     | 35.6  | 20.1       | 27.8  | 39.6          | 38.4 | 40.9   | 44.1     | 33.0  | 41.5       | 40.5  |
| Use of things of an AIDS/HIV carrier  | 92.5         | 92.5  | 92.5   | 95.0     | 90.0  | 95.0       | 90.0  | 14.4          | 13.0 | 15.9   | 13.1     | 13.0  | 13.9       | 17.1  | 49.6          | 48.4 | 50.9   | 48.2     | 48.6  | 48.6       | 52.7  |
| From pregnant diseased with AIDS/HIV to fetus   |              |       |        |          |       |            |       | 3.4           | 3.0  | 3.8    | 2.0      | 3.5   | 4.2        | 3.6   | 6.8           | 9.0  | 4.5    | 7.9      | 10.0  | 3.0        | 5.6   |
| Through mother’s milk   | 52.5         | 57.5  | 47.5   | 60.0     | 55.0  | 50.0       | 45.0  | 4.7           | 3.2  | 6.3    | 3.3      | 3.2   | 6.3        | 6.3   | 12.2          | 12.1 | 12.3   | 14.1     | 10.1  | 13.9       | 11.1  |
| Manicure, chiropody, haircutting, shaving, tattooing                                      | 5.0          | 5.0   | 5.0    | 5.0      | 5.0   | 5.0        | 5.0   | 65.1          | 64.5 | 65.7   | 64.7     | 64.4  | 65.3       | 65.9  | 21.2          | 23.8 | 18.4   | 32.5     | 15.5  | 27.8       | 11.2  |
| Use of unsterile dental instruments   |              |       |        |          |       |            |       | 7.2           | 7.8  | 6.6    | 7.2      | 8.1   | 9.7        | 4.8   | 12.2          | 15.3 | 8.9    | 19.0     | 11.8  | 10.0       | 8.0   |
| Insufficient sterilization of medical instruments   |              |       |        |          |       |            |       | 5.0           | 4.8  | 5.3    | 3.9      | 5.3   | 4.9        | 5.6   | 3.6           | 5.8  | 1.2    | 7.1      | 4.5   | 1.0        | 1.3   |

**Table 30a**

**Distribution of adolescents (%) according to knowledge about specific ways of transmitting AIDS/Acquired Immune Deficiency Syndrome**

|  | Armenia |      |        |          |       |            |              | Azerbaijan |      |        |          |       |            |               | Georgia |      |        |          |       |            |               |
|--|---------|------|--------|----------|-------|------------|--------------|------------|------|--------|----------|-------|------------|---------------|---------|------|--------|----------|-------|------------|---------------|
|  | Total   | Male | Female | Male age |       | Female age |              | Total      | Male | Female | Male age |       | Female age |               | Total   | Male | Female | Male age |       | Female age |               |
|  |         |      |        | 14-16    | 17-19 | 14-16      | 17-19        |            |      |        | 14-16    | 17-19 | 14-16      | 17-19         |         |      |        | 14-16    | 17-19 | 14-16      | 17-19         |
| <b>I am not aware of the ways of transmitting AIDS/Acquired Immune Deficiency Syndrome</b> |         |      |        |          |       |            | <b>N= 80</b> |            |      |        |          |       |            | <b>N= 833</b> |         |      |        |          |       |            | <b>N= 476</b> |
| Transfusion of infected blood  | 5.0     | 5.0  | 5.0    | 10.0     |       | 10.0       |              | 4.8        | 3.6  | 6.1    | 5.9      | 2.4   | 4.2        | 7.1           | 3.0     | 2.1  | 3.9    | 3.7      | 0.7   | 7.0        | 1.5           |
| Use of public toilet   | 5.0     | 7.5  | 2.5    | 10.0     | 5.0   | 5.0        |              | 11.1       | 12.6 | 9.6    | 11.8     | 13.1  | 6.9        | 11.2          | 27.1    | 25.5 | 28.9   | 23.7     | 27.2  | 28.8       | 28.9          |
| “Dry” kiss on lips   | 16.2    | 7.5  | 25.0   | 10.0     | 5.0   | 35.0       | 15.0         | 5.6        | 3.2  | 8.4    | 2.0      | 3.8   | 5.6        | 9.9           | 18.4    | 18.2 | 18.5   | 17.9     | 18.6  | 23.7       | 14.5          |
| “Wet” kiss on lips   | 19.9    | 20.0 | 20.0   | 15.0     | 25.0  | 10.0       | 30.0         | 7.2        | 6.7  | 7.8    | 5.2      | 7.4   | 6.2        | 8.8           | 19.9    | 17.4 | 22.5   | 18.1     | 16.6  | 28.8       | 17.5          |
| Any kind of heterosexual contact   | 16.2    | 20.0 | 12.5   | 30.0     | 10.0  | 20.0       | 5.0          | 8.5        | 10.7 | 6.1    | 11.1     | 10.6  | 6.2        | 6.0           | 7.9     | 9.3  | 6.3    | 10.1     | 8.5   | 6.8        | 6.0           |
| Homosexual contact   | 5.0     | 10.0 |        | 20.0     |       |            |              | 6.1        | 8.7  | 3.3    | 11.2     | 7.4   | 2.8        | 3.5           | 47.4    | 42.5 | 52.7   | 52.0     | 33.5  | 58.3       | 48.3          |
| Shaking hands  |         |      |        |          |       |            |              | 3.9        | 4.8  | 2.8    | 7.8      | 3.2   | 2.7        | 2.8           | 8.4     | 7.8  | 8.9    | 9.2      | 6.6   | 8.9        | 8.9           |
| Blood donation   |         |      |        |          |       |            |              | 3.3        | 4.1  | 2.3    | 5.3      | 3.6   | 2.0        | 2.4           | 10.0    | 10.3 | 9.5    | 10.0     | 10.6  | 10.9       | 8.4           |
| Use of unsterile syringe   | 1.2     |      | 2.5    |          |       | 5.0        |              | 9.8        | 9.3  | 10.3   | 10.5     | 8.8   | 8.3        | 11.5          | 6.1     | 8.6  | 3.4    | 6.1      | 11.0  | 3.9        | 3.1           |
| Mosquito sting   |         |      |        |          |       |            |              | 12.6       | 16.5 | 8.3    | 22.9     | 13.0  | 7.0        | 9.1           | 32.2    | 31.9 | 32.6   | 30.7     | 33.0  | 31.7       | 33.2          |
| Use of things of an AIDS/HIV carrier   | 7.5     | 7.5  | 7.5    | 5.0      | 10.0  | 5.0        | 10.0         | 9.4        | 10.6 | 8.1    | 15.7     | 7.8   | 5.5        | 9.5           | 23.0    | 21.4 | 24.7   | 18.2     | 24.5  | 28.7       | 21.6          |
| From pregnant diseased with AIDS/HIV to fetus  |         |      |        |          |       |            |              | 4.5        | 2.7  | 6.6    | 2.6      | 2.8   | 7.6        | 5.9           | 32.8    | 36.8 | 28.4   | 32.9     | 40.5  | 30.7       | 26.7          |
| Through mother’s milk  | 23.7    | 22.5 | 25.0   | 25.0     | 20.0  | 20.0       | 30.0         | 6.6        | 2.1  | 11.6   | 0.6      | 2.8   | 12.4       | 11.2          | 46.6    | 50.5 | 42.4   | 46.4     | 54.6  | 44.7       | 40.6          |
| Manicure, chiropody, haircutting, shaving, tattooing                                       | 57.5    | 82.5 | 32.5   | 85.0     | 80.0  | 45.0       | 20.0         | 8.5        | 11.9 | 4.8    | 16.3     | 9.5   | 3.4        | 5.5           | 21.8    | 28.5 | 14.7   | 26.1     | 30.8  | 13.8       | 15.2          |
| Use of unsterile dental instruments  | 7.5     | 10.0 | 5.0    | 15.0     | 5.0   | 5.0        | 5.0          | 4.7        | 4.6  | 4.8    | 6.5      | 3.5   | 4.2        | 5.1           | 21.8    | 25.2 | 18.0   | 25.4     | 25.1  | 20.7       | 15.9          |
| Insufficient sterilization of medical instruments  |         |      |        |          |       |            |              | 3.6        | 3.9  | 3.3    | 5.9      | 2.8   | 3.4        | 3.1           | 13.9    | 16.2 | 11.5   | 22.6     | 10.2  | 12.0       | 11.1          |

**Table 31**  
**Distribution of adolescents (%) according to whether they had heard about B and C hepatitis and for which diseases is characteristic transmission by similar ways**

|                                 | Armenia       |              |              |              |              |              |              |              | Azerbaijan      |              |              |              |              |              |              |              | Georgia       |              |              |              |              |  |  |  |
|---------------------------------|---------------|--------------|--------------|--------------|--------------|--------------|--------------|--------------|-----------------|--------------|--------------|--------------|--------------|--------------|--------------|--------------|---------------|--------------|--------------|--------------|--------------|--|--|--|
|                                 | Total         | Male         | Female       | Male age     |              | Female age   |              | Total        | Male            | Female       | Male age     |              | Female age   |              | Total        | Male         | Female        | Male age     |              | Female age   |              |  |  |  |
|                                 |               |              |              | 14-16        | 17-19        | 14-16        | 17-19        |              |                 |              | 14-16        | 17-19        | 14-16        | 17-19        |              |              |               | 14-16        | 17-19        | 14-16        | 17-19        |  |  |  |
|                                 | <b>N= 336</b> |              |              |              |              |              |              |              | <b>N= 1,210</b> |              |              |              |              |              |              |              | <b>N= 600</b> |              |              |              |              |  |  |  |
| Heard                           | 38.8          | 20.0         | 57.5         | 15.0         | 25.0         | 50.0         | 65.0         | 33.1         | 37.6            | 28.7         | 34.6         | 39.7         | 29.5         | 28.2         | 63.4         | 65.0         | 61.8          | 56.5         | 74.1         | 48.8         | 75.7         |  |  |  |
| Does not heard                  | 61.3          | 80.0         | 42.5         | 85.0         | 75.0         | 50.0         | 35.0         | 66.9         | 62.4            | 71.3         | 65.4         | 60.3         | 70.5         | 71.8         | 36.6         | 35.0         | 38.2          | 43.5         | 25.9         | 51.2         | 24.3         |  |  |  |
| <b>TOTAL</b>                    | <b>100.0</b>  | <b>100.0</b> | <b>100.0</b> | <b>100.0</b> | <b>100.0</b> | <b>100.0</b> | <b>100.0</b> | <b>100.0</b> | <b>100.0</b>    | <b>100.0</b> | <b>100.0</b> | <b>100.0</b> | <b>100.0</b> | <b>100.0</b> | <b>100.0</b> | <b>100.0</b> | <b>100.0</b>  | <b>100.0</b> | <b>100.0</b> | <b>100.0</b> | <b>100.0</b> |  |  |  |
|                                 | <b>N= 336</b> |              |              |              |              |              |              |              | <b>N= 1,210</b> |              |              |              |              |              |              |              | <b>N= 600</b> |              |              |              |              |  |  |  |
| AIDS/Acquired Immune Deficiency | 38.8          | 20.0         | 57.5         | 15.0         | 25.0         | 50.0         | 65.0         | 69.5         | 86.5            | 53.5         | 88.5         | 85.3         | 50.7         | 55.5         | 59.7         | 59.9         | 59.5          | 53.8         | 66.5         | 47.3         | 72.5         |  |  |  |
| Other                           | 61.3          | 80.0         | 42.5         | 85.0         | 75.0         | 50.0         | 35.0         | 30.5         | 13.5            | 46.5         | 11.5         | 14.7         | 49.3         | 44.5         | 2.7          | 2.0          | 3.4           | 2.1          | 1.8          | 3.8          | 3.1          |  |  |  |
| Refuse to answer                |               |              |              |              |              |              |              | -            | -               | -            | -            | -            | -            | -            | 37.6         | 38.1         | 37.1          | 44.1         | 31.7         | 48.9         | 24.4         |  |  |  |
| <b>TOTAL</b>                    | <b>100.0</b>  | <b>100.0</b> | <b>100.0</b> | <b>100.0</b> | <b>100.0</b> | <b>100.0</b> | <b>100.0</b> | <b>100.0</b> | <b>100.0</b>    | <b>100.0</b> | <b>100.0</b> | <b>100.0</b> | <b>100.0</b> | <b>100.0</b> | <b>100.0</b> | <b>100.0</b> | <b>100.0</b>  | <b>100.0</b> | <b>100.0</b> | <b>100.0</b> | <b>100.0</b> |  |  |  |

**Table 33**  
**Distribution of adolescents (%) according to some opinions regarding sexually transmitted infections and AIDS/Acquired Immune Deficiency Syndrome**

|  | Armenia       |      |        |          |       |            |       |       | Azerbaijan      |        |          |       |            |       |       |      | Georgia       |          |       |            |      |  |  |  |
|--|---------------|------|--------|----------|-------|------------|-------|-------|-----------------|--------|----------|-------|------------|-------|-------|------|---------------|----------|-------|------------|------|--|--|--|
|  | Total         | Male | Female | Male age |       | Female age |       | Total | Male            | Female | Male age |       | Female age |       | Total | Male | Female        | Male age |       | Female age |      |  |  |  |
|  |               |      |        | 14-16    | 17-19 | 14-16      | 17-19 |       |                 |        | 14-16    | 17-19 | 14-16      | 17-19 |       |      |               | 14-16    | 17-19 |            |      |  |  |  |
| <b>Examination for sexually transmitted infections and AIDS/Acquired Immune Deficiency Syndrome:</b> | <b>N= 336</b> |      |        |          |       |            |       |       | <b>N= 1,210</b> |        |          |       |            |       |       |      | <b>N= 600</b> |          |       |            |      |  |  |  |
| Yes, before marriage   | 31.0          | 26.0 | 5.0    | 14.0     | 12.0  | 2.0        | 3.0   | 44.5  | 44.1            | 44.8   | 46.2     | 42.8  | 48.5       | 42.0  | 38.4  | 31.0 | 46.0          | 35.6     | 26.0  | 50.6       | 41.1 |  |  |  |
| Yes, after a casual sexual intercourse   | 80.0          | 40.0 | 40.0   | 20.0     | 20.0  | 20.0       | 20.0  | 14.0  | 15.8            | 12.2   | 17.5     | 14.7  | 11.6       | 12.7  | 17.1  | 20.4 | 13.6          | 22.3     | 18.4  | 7.9        | 19.7 |  |  |  |
| Yes, from time to time   | 80.0          | 40.0 | 40.0   | 20.0     | 20.0  | 20.0       | 20.0  | 35.5  | 32.4            | 38.4   | 28.2     | 35.1  | 35.4       | 40.6  | 49.7  | 54.4 | 44.9          | 48.2     | 61.1  | 44.1       | 45.8 |  |  |  |
| Not expedient  |               |      |        |          |       |            |       | 5.5   | 7.5             | 3.5    | 8.1      | 7.1   | 3.0        | 3.9   | 3.1   | 3.3  | 2.9           | 4.7      | 1.8   | 3.9        | 1.9  |  |  |  |
| Refuse to answer   |               |      |        |          |       |            |       | 0.7   | 0.2             | 1.1    |          | 0.3   | 1.5        | 0.8   | 2.4   | 1.9  | 2.9           | 2.0      | 1.8   | 2.6        | 3.1  |  |  |  |

**Table 33**  
**Distribution of adolescents (%) according to some opinions regarding sexually transmitted infections and AIDS/Acquired Immune Deficiency Syndrome**

|  | Armenia |      |        |          |       |            | Azerbaijan |       |      |        |          |       | Georgia       |       |       |      |        |          |       |            |       |
|--|---------|------|--------|----------|-------|------------|------------|-------|------|--------|----------|-------|---------------|-------|-------|------|--------|----------|-------|------------|-------|
|  | Total   | Male | Female | Male age |       | Female age |            | Total | Male | Female | Male age |       | Female age    |       | Total | Male | Female | Male age |       | Female age |       |
|  |         |      |        | 14-16    | 17-19 | 14-16      | 17-19      |       |      |        | 14-16    | 17-19 | 14-16         | 17-19 |       |      |        | 14-16    | 17-19 | 14-16      | 17-19 |
| <b>The ways which may reduce the risk of transmitting sexually transmitted infections and AIDS/Acquired Immune Deficiency Syndrome</b> |         |      |        |          |       |            |            |       |      |        |          |       |               |       |       |      |        |          |       |            |       |
| <b>Yes</b>   |         |      |        |          |       |            |            |       |      |        |          |       | <b>N= 600</b> |       |       |      |        |          |       |            |       |
| Sexual continence  | 93.8    | 92.5 | 95.0   | 90.0     | 95.0  | 90.0       | 100.0      | 79.8  | 93.0 | 67.3   | 91.9     | 93.8  | 65.3          | 68.7  | 67.8  | 69.9 | 65.6   | 65.1     | 75.1  | 65.6       | 65.5  |
| Use of condom  | 92.5    | 87.5 | 97.5   | 85.0     | 90.0  | 100.0      | 95.0       | 61.8  | 83.0 | 41.9   | 76.5     | 87.3  | 36.9          | 45.6  | 75.0  | 79.5 | 70.4   | 76.6     | 82.6  | 61.9       | 79.3  |
| Avoiding sexual intercourse with prostitutes   | 90.0    | 82.5 | 97.5   | 80.0     | 85.0  | 95.0       | 100.0      | 83.3  | 91.8 | 75.3   | 89.7     | 93.2  | 71.3          | 78.3  | 77.5  | 75.8 | 79.3   | 70.7     | 81.4  | 71.4       | 87.6  |
| No unsterile injections  | 96.3    | 92.5 | 100.0  | 90.0     | 95.0  | 100.0      | 100.0      | 80.2  | 86.5 | 74.3   | 81.2     | 90.1  | 68.7          | 78.6  | 76.6  | 79.4 | 73.6   | 75.1     | 84.0  | 64.8       | 83.0  |
| Having one sexual partner  | 82.5    | 77.5 | 87.5   | 75.0     | 80.0  | 85.0       | 90.0       | 73.7  | 84.5 | 63.6   | 82.1     | 86.1  | 56.7          | 68.7  | 52.6  | 53.7 | 51.6   | 50.6     | 57.0  | 42.9       | 60.8  |
| No casual sexual intercourses  | 97.5    | 97.5 | 97.5   | 95.0     | 100.0 | 95.0       | 100.0      | 82.5  | 89.6 | 75.8   | 88.0     | 90.7  | 71.3          | 79.2  | 67.3  | 67.8 | 66.8   | 62.3     | 73.7  | 56.4       | 77.9  |
| Other  |         |      |        |          |       |            |            |       |      |        |          |       |               |       |       |      |        |          |       |            |       |
| <b>No</b>  |         |      |        |          |       |            |            |       |      |        |          |       | <b>N= 600</b> |       |       |      |        |          |       |            |       |
| Sexual continence  |         |      |        |          |       |            |            | 8.0   | 3.9  | 11.9   | 3.4      | 4.2   | 11.6          | 12.1  | 11.9  | 11.0 | 12.9   | 11.5     | 10.5  | 9.6        | 16.3  |
| Use of condom  |         |      |        |          |       |            |            | 6.1   | 3.4  | 8.7    | 4.3      | 2.8   | 8.2           | 9.0   | 8.0   | 9.0  | 6.9    | 8.1      | 10.0  | 7.8        | 5.9   |
| Avoiding sexual intercourse with prostitutes   |         |      |        |          |       |            |            | 5.0   | 3.6  | 6.4    | 3.4      | 3.7   | 6.7           | 6.2   | 5.6   | 6.6  | 4.5    | 7.8      | 5.4   | 4.6        | 4.4   |
| No unsterile injections  |         |      |        |          |       |            |            | 5.3   | 4.6  | 5.9    | 3.8      | 5.1   | 6.7           | 5.4   | 3.6   | 3.5  | 3.8    | 3.4      | 3.5   | 2.6        | 5.0   |
| Having one sexual partner  | 3.8     | 7.5  |        | 10.0     | 5.0   |            |            | 6.9   | 5.6  | 8.2    | 3.4      | 7.1   | 7.5           | 8.7   | 15.1  | 17.7 | 12.5   | 16.4     | 19.1  | 9.8        | 15.4  |
| No casual sexual intercourses  |         |      |        |          |       |            |            | 4.1   | 3.7  | 4.5    | 1.7      | 5.1   | 4.5           | 4.5   | 6.1   | 6.4  | 5.7    | 6.7      | 6.1   | 5.8        | 5.5   |
| Other  |         |      |        |          |       |            |            |       |      |        |          |       |               |       |       |      |        |          |       |            |       |
| <b>Don't know</b>  |         |      |        |          |       |            |            |       |      |        |          |       | <b>N= 600</b> |       |       |      |        |          |       |            |       |
| Sexual continence  | 6.2     | 7.5  | 5.0    | 10.0     | 5.0   | 10.0       |            | 12.2  | 3.1  | 20.8   | 4.7      | 2.0   | 23.1          | 19.2  | 20.3  | 19.1 | 21.5   | 23.4     | 14.4  | 24.8       | 18.2  |
| Use of condom  | 7.5     | 12.5 | 2.5    | 15.0     | 10.0  |            | 5.0        | 32.1  | 13.6 | 49.4   | 19.2     | 9.9   | 54.9          | 45.4  | 17.0  | 11.5 | 22.7   | 15.3     | 7.4   | 30.3       | 14.8  |
| Avoiding sexual intercourse with prostitutes   | 10.0    | 17.5 | 2.5    | 20.0     | 15.0  | 5.0        |            | 11.7  | 4.6  | 18.3   | 6.9      | 3.1   | 22.0          | 15.5  | 16.9  | 17.6 | 16.2   | 21.5     | 13.2  | 24.0       | 8.0   |
| No unsterile injections  | 3.7     | 7.5  |        | 10.0     | 5.0   |            |            | 14.5  | 8.9  | 19.8   | 15.0     | 4.8   | 24.6          | 16.0  | 19.8  | 17.1 | 22.6   | 21.5     | 12.5  | 32.6       | 12.0  |
| Having one sexual partner  | 13.7    | 15.0 | 12.5   | 15.0     | 15.0  | 15.0       | 10.0       | 19.4  | 9.9  | 28.2   | 14.5     | 6.8   | 35.8          | 22.6  | 32.3  | 28.6 | 35.9   | 33.0     | 23.9  | 47.3       | 23.8  |
| No casual sexual intercourses  | 2.5     | 2.5  | 2.5    | 5.0      |       | 5.0        |            | 13.4  | 6.7  | 19.7   | 10.3     | 4.2   | 24.2          | 16.3  | 26.6  | 25.8 | 27.5   | 31.0     | 20.2  | 37.8       | 16.6  |
| Other  |         |      |        |          |       |            |            |       |      |        |          |       |               |       |       |      |        |          |       |            |       |

**Table 35**  
**Distribution of adolescents (%) according to opinion regarding absolute guarantee for preventing sexually transmitted infections and AIDS/Acquired Immune Deficiency Syndrome**

|  | Armenia |       |        |          |       |            |               | Azerbaijan |      |        |          |       |            |                 | Georgia |      |        |          |       |            |               |
|--|---------|-------|--------|----------|-------|------------|---------------|------------|------|--------|----------|-------|------------|-----------------|---------|------|--------|----------|-------|------------|---------------|
|  | Total   | Male  | Female | Male age |       | Female age |               | Total      | Male | Female | Male age |       | Female age |                 | Total   | Male | Female | Male age |       | Female age |               |
|  |         |       |        | 14-16    | 17-19 | 14-16      | 17-19         |            |      |        | 14-16    | 17-19 | 14-16      | 17-19           |         |      |        | 14-16    | 17-19 | 14-16      | 17-19         |
| <b>Guarantees</b>                            |         |       |        |          |       |            | <b>N= 336</b> |            |      |        |          |       |            | <b>N= 1,210</b> |         |      |        |          |       |            | <b>N= 600</b> |
| Sexual continence                            | 100.0   | 100.0 | 100.0  | 100.0    | 100.0 | 100.0      | 100.0         | 75.1       | 89.4 | 61.6   | 89.7     | 89.2  | 63.4       | 60.3            | 61.3    | 61.9 | 60.7   | 57.1     | 67.0  | 62.4       | 58.9          |
| Use of condom                                | 83.8    | 82.5  | 85.0   | 80.0     | 85.0  | 90.0       | 80.0          | 59.6       | 80.4 | 40.0   | 76.1     | 83.3  | 35.1       | 43.7            | 37.3    | 38.9 | 35.7   | 40.7     | 36.9  | 35.2       | 36.3          |
| Avoiding sexual intercourse with prostitutes | 81.3    | 75.0  | 87.5   | 75.0     | 75.0  | 85.0       | 90.0          | 79.8       | 89.6 | 70.6   | 90.2     | 89.2  | 68.3       | 72.4            | 40.6    | 40.2 | 41.1   | 34.8     | 46.0  | 37.0       | 45.4          |
| No unsterile injections                      | 91.3    | 90.0  | 92.5   | 90.0     | 90.0  | 90.0       | 95.0          | 75.7       | 82.3 | 69.5   | 81.2     | 83.0  | 66.8       | 71.5            | 44.2    | 45.0 | 43.4   | 42.6     | 47.5  | 37.1       | 50.1          |
| Having one sexual partner                    | 80.0    | 75.0  | 85.0   | 70.0     | 80.0  | 85.0       | 85.0          | 70.1       | 81.1 | 59.7   | 81.2     | 81.0  | 52.6       | 65.1            | 28.2    | 29.1 | 27.3   | 26.3     | 32.2  | 22.2       | 32.7          |
| No casual sexual intercourses                | 87.5    | 87.5  | 87.5   | 85.0     | 90.0  | 80.0       | 95.0          | 79.1       | 87.4 | 71.3   | 86.3     | 88.1  | 68.3       | 73.5            | 36.5    | 35.7 | 37.2   | 36.6     | 34.9  | 25.9       | 49.2          |
| Other  |         |       |        |          |       |            |               |            |      |        |          |       |            |                 |         |      |        |          |       |            |               |
| <b>Does not guarantees</b>                   |         |       |        |          |       |            | <b>N= 336</b> |            |      |        |          |       |            | <b>N= 1,210</b> |         |      |        |          |       |            | <b>N= 600</b> |
| Sexual continence                            |         |       |        |          |       |            |               | 10.9       | 4.1  | 17.3   | 3.4      | 4.5   | 13.1       | 20.6            | 14.5    | 16.7 | 12.2   | 15.8     | 17.7  | 9.0        | 15.6          |
| Use of condom                                | 16.3    | 17.5  | 15.0   | 20.0     | 15.0  | 10.0       | 20.0          | 8.6        | 4.9  | 12.0   | 4.7      | 5.1   | 10.1       | 13.5            | 27.7    | 27.8 | 27.7   | 22.4     | 33.6  | 18.8       | 37.1          |
| Avoiding sexual intercourse with prostitutes | 17.5    | 22.5  | 12.5   | 20.0     | 25.0  | 15.0       | 10.0          | 6.4        | 3.6  | 9.0    | 1.3      | 5.1   | 8.6        | 9.3             | 22.7    | 23.7 | 21.6   | 24.8     | 22.6  | 17.5       | 26.0          |
| No unsterile injections                      | 8.8     | 7.5   | 7.5    | 10.0     | 5.0   | 10.0       | 5.0           | 7.6        | 5.5  | 9.6    | 3.0      | 7.1   | 9.3        | 9.9             | 18.5    | 18.1 | 18.9   | 17.2     | 19.1  | 16.7       | 21.2          |
| Having one sexual partner                    | 7.5     | 7.5   | 7.5    | 10.0     | 5.0   | 10.0       | 5.0           | 9.4        | 6.1  | 12.5   | 2.6      | 8.5   | 11.9       | 13.0            | 29.0    | 28.6 | 29.4   | 26.6     | 30.6  | 27.8       | 31.1          |
| No casual sexual intercourses                | 12.5    | 12.5  | 12.5   | 15.0     | 10.0  | 20.0       | 5.0           | 6.4        | 4.3  | 8.3    | 3.4      | 4.8   | 6.7        | 9.6             | 20.8    | 22.0 | 19.5   | 17.7     | 26.7  | 19.5       | 19.6          |
| Other  |         |       |        |          |       |            |               |            |      |        |          |       |            |                 |         |      |        |          |       |            |               |
| <b>Don't know</b>                            |         |       |        |          |       |            | <b>N= 336</b> |            |      |        |          |       |            | <b>N= 1,210</b> |         |      |        |          |       |            | <b>N= 600</b> |
| Sexual continence                            |         |       |        |          |       |            |               | 14.0       | 6.5  | 21.1   | 6.9      | 6.3   | 23.5       | 19.1            | 24.2    | 21.4 | 27.1   | 27.1     | 15.3  | 28.6       | 25.5          |
| Use of condom                                |         |       |        |          |       |            |               | 31.8       | 14.7 | 48.0   | 19.2     | 11.6  | 54.8       | 42.8            | 35.0    | 33.3 | 36.6   | 36.9     | 29.5  | 46.0       | 26.6          |
| Avoiding sexual intercourse with prostitutes | 1.3     | 2.5   |        | 5.0      |       |            |               | 13.8       | 6.8  | 20.4   | 8.5      | 5.7   | 23.1       | 18.3            | 36.7    | 36.1 | 37.3   | 40.4     | 31.4  | 45.5       | 28.6          |
| No unsterile injections                      |         | 2.5   |        |          | 5.0   |            |               | 16.7       | 12.2 | 20.9   | 15.8     | 9.9   | 23.9       | 18.6            | 37.3    | 36.9 | 37.7   | 40.2     | 33.4  | 46.2       | 28.7          |
| Having one sexual partner                    | 12.5    | 17.5  | 7.5    | 20.0     | 15.0  | 5.0        | 10.0          | 20.5       | 12.8 | 27.8   | 16.2     | 10.5  | 35.5       | 21.9            | 42.8    | 42.3 | 43.3   | 47.1     | 37.2  | 50.0       | 36.2          |
| No casual sexual intercourses                |         |       |        |          |       |            |               | 14.5       | 8.3  | 20.4   | 10.3     | 7.1   | 25.0       | 16.9            | 42.7    | 42.3 | 43.3   | 45.7     | 38.4  | 54.6       | 31.2          |
| Other  |         |       |        |          |       |            |               |            |      |        |          |       |            |                 |         |      |        |          |       |            |               |

Table 36

## Distribution of adolescents (%) according to their consideration about need to refer to the doctor

|                                     | Armenia |       |        |          |       |            |       | Azerbaijan |      |        |          |       |            |       | Georgia |      |        |          |       |            |       |
|-------------------------------------|---------|-------|--------|----------|-------|------------|-------|------------|------|--------|----------|-------|------------|-------|---------|------|--------|----------|-------|------------|-------|
|                                     | Total   | Male  | Female | Male age |       | Female age |       | Total      | Male | Female | Male age |       | Female age |       | Total   | Male | Female | Male age |       | Female age |       |
|                                     |         |       |        | 14-16    | 17-19 | 14-16      | 17-19 |            |      |        | 14-16    | 17-19 | 14-16      | 17-19 |         |      |        | 14-16    | 17-19 | 14-16      | 17-19 |
| <b>Considers it necessary</b>       |         |       |        |          |       |            |       |            |      |        |          |       |            |       |         |      |        |          |       |            |       |
| <b>For both sexes</b>               |         |       |        |          |       |            |       |            |      |        |          |       |            |       |         |      |        |          |       |            |       |
| Extra weight                        | 100.0   | 100.0 | 100.0  | 100.0    | 100.0 | 100.0      | 100.0 | 52.9       | 50.6 | 55.1   | 52.6     | 49.3  | 53.0       | 56.6  | 37.9    | 35.7 | 40.1   | 35.5     | 36.0  | 39.7       | 40.5  |
| Insufficient weight                 | 100.0   | 100.0 | 100.0  | 100.0    | 100.0 | 100.0      | 100.0 | 56.7       | 54.5 | 58.7   | 56.8     | 53.0  | 60.8       | 57.2  | 56.8    | 53.6 | 60.1   | 53.1     | 54.1  | 59.8       | 60.5  |
| Delay in growth                     | 100.0   | 100.0 | 100.0  | 100.0    | 100.0 | 100.0      | 100.0 | 81.5       | 84.3 | 78.8   | 85.5     | 83.6  | 77.2       | 80.0  | 69.8    | 68.3 | 71.3   | 71.5     | 64.8  | 73.4       | 69.1  |
| Delay in sexual maturity            | 100.0   | 100.0 | 100.0  | 100.0    | 100.0 | 100.0      | 100.0 | 94.0       | 93.7 | 94.2   | 91.5     | 95.2  | 95.5       | 93.2  | 88.5    | 86.3 | 90.7   | 84.9     | 87.9  | 90.9       | 90.4  |
| Premature sexual maturity           | 100.0   | 100.0 | 100.0  | 100.0    | 100.0 | 100.0      | 100.0 | 81.4       | 83.3 | 79.6   | 79.9     | 85.6  | 79.5       | 79.7  | 56.8    | 49.7 | 64.0   | 50.0     | 49.3  | 63.1       | 64.9  |
| Rash on face                        | 100.0   | 100.0 | 100.0  | 100.0    | 100.0 | 100.0      | 100.0 | 60.8       | 55.7 | 65.7   | 53.4     | 57.2  | 59.7       | 70.1  | 45.9    | 39.2 | 52.8   | 41.3     | 36.9  | 50.8       | 55.0  |
| <b>For the girls</b>                |         |       |        |          |       |            |       |            |      |        |          |       |            |       |         |      |        |          |       |            |       |
| Interruption of menstrual cycle     | 100.0   | 100.0 | 100.0  | 100.0    | 100.0 | 100.0      | 100.0 | 97.9       |      | 97.9   |          |       | 97.0       | 98.6  | 93.3    |      | 93.3   |          |       | 94.8       | 91.6  |
| Hairiness                           | 100.0   | 100.0 | 100.0  | 100.0    | 100.0 | 100.0      | 100.0 | 77.8       |      | 77.8   |          |       | 75.4       | 79.7  | 80.9    |      | 80.9   |          |       | 74.0       | 88.2  |
| <b>Do not consider it necessary</b> |         |       |        |          |       |            |       |            |      |        |          |       |            |       |         |      |        |          |       |            |       |
| <b>For both sexes</b>               |         |       |        |          |       |            |       |            |      |        |          |       |            |       |         |      |        |          |       |            |       |
| Extra weight                        |         |       |        |          |       |            |       | 47.1       | 49.4 | 44.9   | 47.4     | 50.7  | 47.0       | 43.4  | 56.7    | 58.9 | 54.5   | 60.4     | 57.3  | 56.4       | 52.5  |
| Insufficient weight                 |         |       |        |          |       |            |       | 43.3       | 45.5 | 41.3   | 43.2     | 47.0  | 39.2       | 42.8  | 38.4    | 42.1 | 34.7   | 43.5     | 40.5  | 36.3       | 32.9  |
| Delay in growth                     |         |       |        |          |       |            |       | 18.5       | 15.7 | 21.2   | 14.5     | 16.4  | 22.8       | 20.0  | 26.1    | 27.8 | 24.3   | 26.5     | 29.2  | 22.0       | 26.8  |
| Delay in sexual maturity            |         |       |        |          |       |            |       | 6.0        | 6.3  | 5.8    | 8.5      | 4.8   | 4.5        | 6.8   | 7.5     | 9.6  | 5.4    | 10.7     | 8.5   | 5.2        | 5.7   |
| Premature sexual maturity           |         |       |        |          |       |            |       | 18.6       | 16.7 | 20.4   | 20.1     | 14.4  | 20.5       | 20.3  | 36.5    | 43.9 | 29.0   | 43.7     | 44.0  | 29.1       | 29.0  |
| Rash on face                        |         |       |        |          |       |            |       | 39.2       | 44.3 | 34.3   | 46.6     | 42.8  | 40.3       | 29.9  | 49.5    | 56.0 | 42.9   | 53.8     | 58.4  | 45.3       | 40.2  |
| <b>For the girls</b>                |         |       |        |          |       |            |       |            |      |        |          |       |            |       |         |      |        |          |       |            |       |
| Interruption of menstrual cycle     |         |       |        |          |       |            |       | 2.1        |      | 2.1    |          |       | 3.0        | 1.4   | 3.8     |      | 3.8    |          |       | 1.9        | 5.8   |
| Hairiness                           |         |       |        |          |       |            |       | 22.2       |      | 22.2   |          |       | 24.6       | 20.3  | 13.8    |      | 13.8   |          |       | 20.8       | 6.4   |
| <b>Does not know</b>                |         |       |        |          |       |            |       |            |      |        |          |       |            |       |         |      |        |          |       |            |       |
| <b>For both sexes</b>               |         |       |        |          |       |            |       |            |      |        |          |       |            |       |         |      |        |          |       |            |       |
| Extra weight                        |         |       |        |          |       |            |       |            |      |        |          |       |            |       | 5.4     | 5.4  | 5.4    | 4.1      | 6.7   | 3.9        | 7.0   |
| Insufficient weight                 |         |       |        |          |       |            |       |            |      |        |          |       |            |       | 4.8     | 4.3  | 5.2    | 3.4      | 5.4   | 3.9        | 6.6   |
| Delay in growth                     |         |       |        |          |       |            |       |            |      |        |          |       |            |       | 4.1     | 3.9  | 4.4    | 2.0      | 6.0   | 4.6        | 4.1   |
| Delay in sexual maturity            |         |       |        |          |       |            |       |            |      |        |          |       |            |       | 4.0     | 4.1  | 3.9    | 4.4      | 3.6   | 3.9        | 3.9   |
| Premature sexual maturity           |         |       |        |          |       |            |       |            |      |        |          |       |            |       | 6.7     | 6.4  | 7.0    | 6.3      | 6.7   | 7.8        | 6.1   |
| Rash on face                        |         |       |        |          |       |            |       |            |      |        |          |       |            |       | 4.6     | 4.8  | 4.3    | 4.9      | 4.7   | 3.9        | 4.8   |
| <b>For the girls</b>                |         |       |        |          |       |            |       |            |      |        |          |       |            |       |         |      |        |          |       |            |       |
| Interruption of menstrual cycle     |         |       |        |          |       |            |       |            |      |        |          |       |            |       | 2.9     |      | 2.9    |          |       | 3.3        | 2.6   |
| Hairiness                           |         |       |        |          |       |            |       |            |      |        |          |       |            |       | 5.3     |      | 5.3    |          |       | 5.2        | 5.4   |

Table 37

## Distribution of adolescent girls (%) according to visit to gynecologist

|  | Armenia      |              |              | Azerbaijan   |              |              | Georgia      |              |              |
|--|--------------|--------------|--------------|--------------|--------------|--------------|--------------|--------------|--------------|
|  | Female       | Female age   |              | Female       | Female age   |              | Female       | Female age   |              |
|  |              | 14-16        | 17-19        |              | 14-16        | 17-19        |              | 14-16        | 17-19        |
| <b>Visit to gynecologist:</b>                        |              |              |              |              |              |              |              |              |              |
| Yes  | 45.0         | 20.0         | 70.0         | 18.5         |              | 18.5         | 12.0         | 5.2          | 19.2         |
| No   | 55.0         | 80.0         | 30.0         | 81.5         |              | 81.5         | 88.0         | 94.8         | 80.8         |
| <b>TOTAL</b>   | <b>100.0</b> | <b>100.0</b> | <b>100.0</b> | <b>100.0</b> | -            | <b>100.0</b> | <b>100.0</b> | <b>100.0</b> | <b>100.0</b> |
| <b>Age and number of the visitor to gynecologist</b> |              |              |              |              |              |              |              |              |              |
| <b>Once</b>  |              | <b>N= 40</b> |              |              | <b>N= 79</b> |              |              | <b>N= 34</b> |              |
| Under 11   | 7.5          |              | 15.0         | 1.3          |              | 2.0          | 5.8          | 20.3         | 3.3          |
| 11-13 years  | 15.0         | 5.0          | 25.0         | 13.9         | 31.0         | 4.0          | 19.5         | 59.8         | 12.4         |
| 14-16 years  | 20.0         | 10.0         | 30.0         | 57.0         | 69.0         | 50.0         | 33.1         | 19.9         | 35.4         |
| 17-19 years  |              |              |              | 27.8         |              | 44.0         | 41.6         |              | 48.9         |
| Never  | 57.5         | 85.0         | 30.0         |              |              |              |              |              |              |
| <b>TOTAL</b>   | <b>100.0</b> | <b>100.0</b> | <b>100.0</b> | <b>100.0</b> | <b>100.0</b> | <b>100.0</b> | <b>100.0</b> | <b>100.0</b> | <b>100.0</b> |
| <b>Twice</b>   |              | <b>N= 40</b> |              |              | <b>N= 23</b> |              |              | <b>N= 17</b> |              |
| Under 11   |              |              |              |              |              |              |              |              |              |
| 11-13 years  |              |              |              | 13.0         | 33.3         | 5.9          | 20.7         | 49.0         | 17.1         |
| 14-16 years  | 2.5          | 5.0          |              | 47.8         | 50.0         | 47.1         | 47.2         | 51.0         | 46.7         |
| 17-19 years  |              |              |              | 21.7         |              | 29.4         | 32.1         |              | 36.2         |
| Never  | 97.5         | 95.0         | 100.0        | 17.5         | 16.7         | 17.6         |              |              |              |
| <b>TOTAL</b>   | <b>100.0</b> | <b>100.0</b> | <b>100.0</b> | <b>100.0</b> | <b>100.0</b> | <b>100.0</b> | <b>100.0</b> | <b>100.0</b> | <b>100.0</b> |
| <b>Three times</b>                                   |              | <b>N= 40</b> |              |              | <b>N= 4</b>  |              |              | <b>N= 2</b>  |              |
| Under 11   |              |              |              |              |              |              |              |              |              |
| 11-13 years  |              |              |              | 25.0         |              | 33.3         | 55.3         | 100.0        |              |
| 14-16 years  |              |              |              | 25.0         | 100.0        |              | 44.7         |              | 100.0        |
| 17-19 years  |              |              |              | 50.0         |              | 66.7         |              |              |              |
| Never  | 100.0        | 100.0        | 100.0        |              |              |              |              |              |              |
| <b>TOTAL</b>   | <b>100.0</b> | <b>100.0</b> | <b>100.0</b> | <b>100.0</b> | <b>100.0</b> | <b>100.0</b> | <b>100.0</b> | <b>100.0</b> | <b>100.0</b> |
| <b>Four times</b>                                    |              | <b>N= 40</b> |              |              | <b>N= 3</b>  |              |              | <b>N= 4</b>  |              |
| Under 11   |              |              |              |              |              |              |              |              |              |
| 11-13 years  |              |              |              | 33.3         |              | 33.3         | 22.9         | 100.0        |              |
| 14-16 years  |              |              |              |              |              |              |              |              |              |
| 17-19 years  |              |              |              | 66.7         |              | 66.7         | 77.1         |              | 100.0        |
| Never  | 100.0        | 100.0        | 100.0        |              |              |              |              |              |              |
| <b>TOTAL</b>   | <b>100.0</b> | <b>100.0</b> | <b>100.0</b> | <b>100.0</b> | -            | <b>100.0</b> | <b>100.0</b> | <b>100.0</b> | <b>100.0</b> |
| <b>Five and more times</b>                           |              | <b>N= 40</b> |              |              | <b>N= 5</b>  |              |              | <b>N= 4</b>  |              |
| Under 11   |              |              |              | 80.0         |              |              |              |              |              |
| 11-13 years  |              |              |              |              |              |              |              |              |              |
| 14-16 years  |              |              |              | 20.0         | 100.0        | 50.0         | 46.0         |              | 46.0         |
| 17-19 years  |              |              |              |              |              | 50.0         | 54.0         |              | 54.0         |
| Never  | 100.0        | 100.0        | 100.0        | -            |              | -            |              |              |              |
| <b>TOTAL</b>   | <b>100.0</b> | <b>100.0</b> | <b>100.0</b> | <b>100.0</b> | <b>100.0</b> | <b>100.0</b> | <b>100.0</b> | -            | <b>100.0</b> |



Table 37 (Continued)

## Distribution of adolescent girls (%) according to visit to gynecologist

|  | Armenia |              |       | Azerbaijan |               |       | Georgia |              |       |
|--|---------|--------------|-------|------------|---------------|-------|---------|--------------|-------|
|  | Female  | Female age   |       | Female     | Female age    |       | Female  | Female age   |       |
|  |         | 14-16        | 17-19 |            | 14-16         | 17-19 |         | 14-16        | 17-19 |
| <b>Average number of visits</b>              |         | <b>N= -</b>  |       |            | <b>N= 114</b> |       |         | <b>N= 36</b> |       |
| Under 11                                     |         |              |       | 1.8        | 2.0           | 1.8   | 1.0     | 1.0          | 1.0   |
| 11-13 years                                  |         |              |       | 2.0        | 2.0           | 3.0   | 1.5     | 1.7          | 1.3   |
| 14-16 years                                  |         |              |       | 1.0        | 1.0           | 1.0   | 1.8     | 1.5          | 1.8   |
| 17-19 years                                  |         |              |       | 1.0        | .             | 1.0   | 2.0     |              | 2.0   |
| <b>Reason for visiting gynecologist</b>      |         | <b>N= 40</b> |       |            | <b>N= 115</b> |       |         | <b>N= 36</b> |       |
| Concerning menstruation                      | 5.0     | 10.0         |       | 82.6       | 82.1          | 82.9  | 57.7    | 62.5         | 56.3  |
| Concerning contraception                     | 12.5    |              | 25.0  |            |               |       |         |              |       |
| Suspect of pregnancy                         | 5.0     |              | 10.0  |            |               |       | 5.0     |              | 6.5   |
| Pain in abdomen                              | 2.5     |              | 5.0   | 2.6        |               | 3.9   | 10.5    |              | 13.5  |
| Unknown reason                               |         |              |       | 6.1        | 7.7           | 5.3   | 15.0    | 25.5         | 11.9  |
| Prenatal examination                         | 5.0     |              | 10.0  |            |               |       | 2.3     |              | 3.0   |
| Pussy or smelly discharge from genitals      |         |              |       | 1.7        | 5.1           |       | 17.0    | 24.0         | 15.0  |
| Seeking advice about safe sexual intercourse | 5.0     |              | 10.0  |            |               |       | 9.4     |              | 12.2  |
| Other  |         |              |       | 8.7        | 7.7           | 9.1   |         |              |       |
| No visit                                     | 65.0    | 90.0         | 40.0  |            |               |       |         |              |       |

Table 38

## Distribution of adolescent boys (%) according to visit to venereologist or reproductiologist

|  | Armenia      |              |              | Azerbaijan   |              |              | Georgia      |               |              |
|--|--------------|--------------|--------------|--------------|--------------|--------------|--------------|---------------|--------------|
|  | Male         | Male age     |              | Male         | Male age     |              | Male         | Male age      |              |
|  |              | 14-16        | 17-19        |              | 14-16        | 17-19        |              | 14-16         | 17-19        |
| <b>Visit to venereologist or reproductiologist:</b>                        |              | <b>N= 40</b> |              |              | <b>N= -</b>  |              |              | <b>N= 303</b> |              |
| Yes  | 5.0          |              | 10.0         | 13.8         | 11.5         | 15.3         | 3.9          | 2.0           | 5.9          |
| No   | 95.0         | 100.0        | 90.0         | 86.2         | 88.5         | 84.7         | 96.1         | 98.0          | 94.1         |
| <b>TOTAL</b>   | <b>100.0</b> | <b>100.0</b> | <b>100.0</b> | <b>100.0</b> | <b>100.0</b> | <b>100.0</b> | <b>100.0</b> | <b>100.0</b>  | <b>100.0</b> |
| <b>Age and number of the visitor to venereologist or reproductiologist</b> |              | <b>N= 40</b> |              |              | <b>N= 70</b> |              |              | <b>N= 12</b>  |              |
| <b>Once</b>  |              | <b>N= 40</b> |              |              | <b>N= 22</b> |              |              | <b>N= 10</b>  |              |
| Under 11   |              |              |              | 13.4         | 18.7         | 11.1         |              |               |              |
| 11-13 years  |              |              |              | 13.5         | 18.8         | 11.1         | 90.9         | 100.0         | 88.4         |
| 14-16 years  |              |              |              | 42.3         | 62.5         | 33.3         | 9.1          |               | 11.6         |
| 17-19 years  | 5.0          |              | 10.0         | 30.8         |              | 44.5         |              |               |              |
| Never  | 95.0         | 100.0        | 90.0         |              |              |              |              |               |              |
| <b>TOTAL</b>   | <b>100.0</b> | <b>100.0</b> | <b>100.0</b> | <b>100.0</b> | <b>100.0</b> | <b>100.0</b> | <b>100.0</b> | <b>100.0</b>  | <b>100.0</b> |
| <b>Twice</b>   |              | <b>N= 40</b> |              |              | <b>N= 8</b>  |              |              | <b>N= 4</b>   |              |
| Under 11   |              |              |              | 12.5         |              | 25.0         | 25.9         | 50.0          |              |
| 11-13 years  |              |              |              | 50.0         | 50.0         | 50.0         |              |               |              |
| 14-16 years  |              |              |              | 37.5         | 50.0         | 25.0         | 46.9         | 50.0          | 43.6         |
| 17-19 years  |              |              |              |              |              |              | 27.2         |               | 56.4         |
| Never  | 100.0        | 100.0        | 100.0        |              |              |              |              |               |              |
| <b>TOTAL</b>   | <b>100.0</b> | <b>100.0</b> | <b>100.0</b> | <b>100.0</b> | <b>100.0</b> | <b>100.0</b> | <b>100.0</b> | <b>100.0</b>  | <b>100.0</b> |

Table 38 (Continued)

## Distribution of adolescent boys (%) according to visit to venereologist or reproductiologist

|   | Armenia |          |       | Azerbaijan   |              |              | Georgia |          |       |
|---|---------|----------|-------|--------------|--------------|--------------|---------|----------|-------|
|   | Male    | Male age |       | Male         | Male age     |              | Male    | Male age |       |
|   |         | 14-16    | 17-19 |              | 14-16        | 17-19        |         | 14-16    | 17-19 |
| <b>Three times</b>  |         |          |       |              |              |              |         |          |       |
| <b>Under 11</b>   |         |          |       |              |              |              |         |          |       |
| 11-13 years   |         |          |       | 12.5         |              | 25.0         |         |          |       |
| 14-16 years   |         |          |       | 50.0         | 50.0         | 50.0         |         |          |       |
| 17-19 years   |         |          |       | 37.5         | 50.0         | 25.0         |         |          |       |
| <b>TOTAL</b>  |         |          |       | <b>100.0</b> | <b>100.0</b> | <b>100.0</b> | -       | -        | -     |
| <b>Four times</b>   |         |          |       |              |              |              |         |          |       |
| <b>Under 11</b>   |         |          |       |              |              |              |         |          |       |
| 11-13 years   |         |          |       | 50.0         | 100.0        |              |         |          |       |
| 14-16 years   |         |          |       | 50.0         |              | 100.0        |         |          |       |
| 17-19 years   |         |          |       |              |              |              |         |          |       |
| <b>TOTAL</b>  |         |          |       | <b>100.0</b> | <b>100.0</b> | <b>100.0</b> | -       | -        | -     |
| <b>Five and more times</b>  |         |          |       |              |              |              |         |          |       |
| <b>Under 11</b>   |         |          |       |              |              |              |         |          |       |
| 11-13 years   |         |          |       | 25.0         |              | 33.3         |         |          |       |
| 14-16 years   |         |          |       | 25.0         |              | 33.3         |         |          |       |
| 17-19 years   |         |          |       | 50.0         | 100.0        | 33.4         |         |          |       |
| <b>TOTAL</b>  |         |          |       | <b>100.0</b> | <b>100.0</b> | <b>100.0</b> | -       | -        | -     |
| <b>Average number of visits</b>                                   |         |          |       |              |              |              |         |          |       |
| <b>Under 11</b>   |         |          |       |              |              |              |         |          |       |
| 11-13 years   |         |          |       | 2.0          | 2.0          | .            | 2.0     | 2.0      |       |
| 14-16 years   |         |          |       | 2.0          | 2.0          | .            | 1.2     | 1.3      | 1.1   |
| 17-19 years   |         |          |       | 1.0          | 1.0          | .            | 1.5     |          | 1.5   |
| <b>Reason for visiting venereologist or reproductiologist</b>     |         |          |       |              |              |              |         |          |       |
| Seeking advice about the issue related to sexual maturity         |         |          |       |              |              |              |         |          |       |
| Seeking advice about the issue related to safe sexual intercourse | 5.0     |          | 10.0  | 4.8          |              | 7.3          | 70.1    | 100.0    | 59.1  |
| Examination for STI suspecting to have it                         | 5.0     |          | 10.0  | 1.2          |              | 1.8          |         |          |       |
| Prophylactic examination  |         |          |       | 3.6          |              | 5.5          |         |          |       |
| Suspecting to have premature or delayed sexual maturity           |         |          |       | 36.9         | 37.9         | 36.4         |         |          |       |
| Seeking treatment for STI   | 2.5     |          | 5.0   | 1.2          | 3.4          |              | 7.3     |          | 10.0  |
| Having genital glands swollen                                     |         |          |       | 4.8          | 6.9          | 3.6          | 14.9    |          | 20.4  |
| <b>Other</b>  |         |          |       | 1.2          |              | 1.8          | 7.7     |          | 10.5  |
| Never   | 87.5    | 100.0    | 75.0  | 47.7         | 51.6         | 45.4         |         |          |       |

**Table 39**  
**Distribution of adolescents (%) according to assessment of own health condition, self-appraisal and use of some means of personal care**

|   | Armenia       |              |              |              |              |              |              | Azerbaijan      |              |              |              |              |              |              | Georgia       |              |              |              |              |              |              |
|---|---------------|--------------|--------------|--------------|--------------|--------------|--------------|-----------------|--------------|--------------|--------------|--------------|--------------|--------------|---------------|--------------|--------------|--------------|--------------|--------------|--------------|
|   | Total         | Male         | Female       | Male age     |              | Female age   |              | Total           | Male         | Female       | Male age     |              | Female age   |              | Total         | Male         | Female       | Male age     |              | Female age   |              |
|   |               |              |              | 14-16        | 17-19        | 14-16        | 17-19        |                 |              |              | 14-16        | 17-19        | 14-16        | 17-19        |               |              |              | 14-16        | 17-19        | 14-16        | 17-19        |
| <b>Health condition:</b>                                    | <b>N= 336</b> |              |              |              |              |              |              | <b>N= 1,210</b> |              |              |              |              |              |              | <b>N= 600</b> |              |              |              |              |              |              |
| Good  | 98.8          | 97.5         | 100.0        | 95.0         | 100.0        | 100.0        | 100.0        | 83.1            | 85.7         | 80.6         | 85.9         | 85.6         | 82.1         | 79.4         | 64.1          | 72.5         | 55.6         | 70.1         | 74.9         | 55.6         | 55.5         |
| Satisfactory  | 1.3           | 2.5          |              | 5.0          |              |              |              | 15.8            | 13.8         | 17.8         | 13.7         | 13.8         | 15.7         | 19.5         | 34.9          | 26.5         | 43.5         | 27.9         | 25.1         | 43.1         | 43.9         |
| Unsatisfactory  |               |              |              |              |              |              |              | 1.1             | 0.5          | 1.6          | 0.4          | 0.6          | 2.2          | 1.1          | 1.0           | 1.0          | 0.9          | 2.0          |              | 1.3          | 0.6          |
| <b>TOTAL</b>  | <b>100.0</b>  | <b>100.0</b> | <b>100.0</b> | <b>100.0</b> | <b>100.0</b> | <b>100.0</b> | <b>100.0</b> | <b>100.0</b>    | <b>100.0</b> | <b>100.0</b> | <b>100.0</b> | <b>100.0</b> | <b>100.0</b> | <b>100.0</b> | <b>100.0</b>  | <b>100.0</b> | <b>100.0</b> | <b>100.0</b> | <b>100.0</b> | <b>100.0</b> | <b>100.0</b> |
| <b>Self-appraisal</b>                                       | <b>N= 336</b> |              |              |              |              |              |              | <b>N= 1,210</b> |              |              |              |              |              |              | <b>N= 600</b> |              |              |              |              |              |              |
| <b>Agrees completely</b>                                    |               |              |              |              |              |              |              |                 |              |              |              |              |              |              |               |              |              |              |              |              |              |
| I am too thin   | 3.8           |              | 7.5          |              |              | 10.0         | 5.0          | 16.5            | 19.9         | 13.3         | 20.9         | 19.3         | 11.9         | 14.4         | 2.7           | 3.5          | 2.0          | 3.5          | 3.5          | 0.6          | 3.4          |
| I am too fat  | 5.0           | 5.0          | 5.0          | 10.0         |              | 5.0          | 5.0          | 9.8             | 14.5         | 5.5          | 14.5         | 14.4         | 7.1          | 4.2          | 1.8           | 2.0          | 1.6          | 2.1          | 1.9          | 2.0          | 1.2          |
| I have a normal weight                                      | 72.5          | 57.5         | 87.5         | 30.0         | 85.0         | 85.0         | 90.0         | 81.4            | 87.1         | 76.1         | 83.8         | 89.2         | 76.9         | 75.5         | 73.7          | 71.0         | 76.5         | 73.3         | 68.5         | 77.9         | 75.0         |
| I feel comfortable with my body                             | 87.5          | 80.0         | 95.0         | 85.0         | 75.0         | 95.0         | 95.0         | 88.4            | 90.5         | 86.5         | 88.9         | 91.5         | 88.1         | 85.4         | 78.8          | 82.3         | 75.3         | 83.4         | 81.1         | 75.9         | 74.6         |
| I consider myself attractive                                | 78.8          | 75.0         | 82.5         | 75.0         | 75.0         | 85.0         | 80.0         | 67.7            | 73.9         | 61.8         | 70.5         | 76.2         | 59.7         | 63.4         | 44.0          | 41.4         | 46.7         | 45.5         | 37.1         | 40.2         | 53.6         |
| I take care of my health through maintaining physical shape | 85.0          | 87.5         | 82.5         | 85.0         | 90.0         | 85.0         | 80.0         | 80.4            | 83.8         | 77.2         | 82.1         | 85.0         | 79.5         | 75.5         | 54.2          | 55.8         | 52.6         | 61.1         | 50.2         | 53.7         | 51.3         |
| <b>Agrees partially</b>                                     |               |              |              |              |              |              |              |                 |              |              |              |              |              |              |               |              |              |              |              |              |              |
| I am too thin   | 8.8           | 5.0          | 12.5         | 5.0          | 5.0          | 10.0         | 15.0         | 19.4            | 19.5         | 19.3         | 19.7         | 19.2         | 20.2         | 18.6         | 15.0          | 12.2         | 17.6         | 8.9          | 15.8         | 16.3         | 19.0         |
| I am too fat  | 11.3          | 7.5          | 15.0         | 5.0          | 10.0         | 15.0         | 15.0         | 13.3            | 12.4         | 14.1         | 14.1         | 11.4         | 15.7         | 13.0         | 11.6          | 7.8          | 15.4         | 6.0          | 9.8          | 14.9         | 15.9         |
| I have a normal weight                                      | 16.3          | 25.0         | 7.5          | 40.0         | 10.0         | 10.0         | 5.0          | 13.3            | 10.0         | 16.4         | 12.8         | 8.3          | 16.0         | 16.6         | 23.6          | 26.2         | 20.9         | 23.3         | 29.4         | 20.8         | 21.0         |
| I feel comfortable with my body                             | 7.5           | 12.5         | 2.5          | 10.0         | 15.0         | 5.0          |              | 9.2             | 7.8          | 10.5         | 9.0          | 7.1          | 10.4         | 10.4         | 19.3          | 16.8         | 21.8         | 16.0         | 17.7         | 21.4         | 22.2         |
| I consider myself attractive                                | 10.0          | 12.5         | 7.5          | 15.0         | 10.0         | 5.0          | 10.0         | 22.0            | 18.9         | 24.9         | 19.7         | 18.4         | 28.0         | 22.5         | 52.6          | 55.3         | 49.8         | 50.6         | 60.3         | 55.2         | 44.1         |
| I take care of my health through maintaining physical shape | 7.5           | 7.5          | 7.5          | 10.0         | 5.0          | 5.0          | 10.0         | 13.5            | 11.8         | 15.1         | 11.5         | 11.9         | 13.8         | 16.0         | 34.5          | 30.9         | 38.1         | 26.6         | 35.5         | 38.5         | 37.8         |
| <b>Does not agree</b>                                       |               |              |              |              |              |              |              |                 |              |              |              |              |              |              |               |              |              |              |              |              |              |
| I am too thin   | 87.5          | 95.0         | 80.0         | 95.0         | 95.0         | 80.0         | 80.0         | 64.1            | 60.6         | 67.4         | 59.4         | 61.5         | 67.9         | 67.0         | 82.3          | 84.3         | 80.4         | 87.6         | 80.7         | 83.1         | 77.6         |
| I am too fat  | 83.8          | 87.5         | 80.0         | 85.0         | 90.0         | 80.0         | 80.0         | 76.9            | 73.1         | 80.4         | 71.4         | 74.2         | 77.2         | 82.8         | 86.6          | 90.2         | 83.0         | 91.9         | 88.3         | 83.1         | 82.9         |
| I have a normal weight                                      | 11.3          | 17.5         | 5.0          | 30.0         | 5.0          | 5.0          | 5.0          | 5.3             | 2.9          | 7.5          | 3.4          | 2.5          | 7.1          | 7.9          | 2.7           | 2.8          | 2.6          | 3.4          | 2.1          | 1.3          | 4.0          |
| I feel comfortable with my body                             | 5.0           | 7.5          | 2.5          | 5.0          | 10.0         |              | 5.0          | 2.4             | 1.7          | 3.0          | 2.1          | 1.4          | 1.5          | 4.2          | 1.9           | 0.9          | 2.9          | 0.6          | 1.2          | 2.7          | 3.2          |
| I consider myself attractive                                | 11.3          | 12.5         | 10.0         | 10.0         | 15.0         | 10.0         | 10.0         | 10.3            | 7.2          | 13.3         | 9.8          | 5.4          | 12.3         | 14.1         | 3.4           | 3.3          | 3.5          | 3.9          | 2.6          | 4.6          | 2.3          |
| I take care of my health through maintaining physical shape | 7.5           | 5.0          | 10.0         | 5.0          | 5.0          | 10.0         | 10.0         | 6.1             | 4.4          | 7.7          | 6.4          | 3.1          | 6.7          | 8.5          | 11.3          | 13.3         | 9.3          | 12.3         | 14.3         | 7.8          | 10.9         |
| <b>Uses means of personal care:</b>                         | <b>N= 336</b> |              |              |              |              |              |              | <b>N= 1,210</b> |              |              |              |              |              |              | <b>N= 600</b> |              |              |              |              |              |              |
| Deodorant   | 100.0         | 100.0        | 100.0        | 100.0        | 100.0        | 100.0        | 100.0        | 82.7            | 79.9         | 85.4         | 80.3         | 79.6         | 84.3         | 86.2         | 89.2          | 85.2         | 93.3         | 84.2         | 86.2         | 90.8         | 96.0         |
| Hair styling gel  | 83.8          | 80.0         | 87.5         | 85.0         | 75.0         | 85.0         | 90.0         | 51.2            | 38.3         | 63.2         | 33.3         | 41.6         | 61.2         | 64.8         | 32.7          | 21.1         | 44.5         | 22.9         | 19.2         | 40.8         | 48.4         |
| Lotion  | 78.8          | 72.5         | 85.0         | 65.0         | 80.0         | 75.0         | 95.0         | 42.6            | 24.0         | 60.2         | 20.1         | 26.6         | 53.0         | 65.6         | 42.2          | 30.8         | 53.7         | 24.1         | 37.9         | 47.3         | 60.6         |
| Cream   | 98.8          | 97.5         | 100.0        | 95.0         | 100.0        | 100.0        | 100.0        | 56.4            | 35.6         | 76.1         | 35.0         | 36.0         | 70.5         | 80.3         | 49.9          | 25.1         | 75.1         | 18.2         | 32.6         | 69.5         | 81.1         |